

LEA Name : Fleetwood Area SD
Address : 801 N Richmond St
Fleetwood , PA 19522

County : Berks
AUN Number : 114062503
LEA Type : SD

Annual Financial Report Accuracy Certification Statement

For Fiscal Year Ending
6/30/2016

Pennsylvania Department of Education


&

Office of Comptroller Operations

PDE-2056: Intermediate Unit

PDE-2057: School District, AVTS/CTC, Charter School,
and Special Program Jointure


CERTIFICATION: By signing this page I agree that the electronic data submitted is a complete and accurate statement of the financial operations and status of the local education agency for the fiscal year. It has been prepared in accordance with generally accepted accounting principles and established Commonwealth of PA reporting guidelines.



Chief School Administrator Signature

10/25/16

Date



Board Secretary Signature

10/25/16

Date

Heidi A Orth

Contact Person

(610)944-8111 Ext :1205

Contact Person Telephone Number

horth@fleetwoodasd.org

Contact Person E-mail Address

(610)944-6842

Contact Person Fax Number

Audit Certification
Annual Financial Report:
For Fiscal Year Ending **6/30/2016**
(Pursuant to PA School Code Section 218(b))

LEA Name : Fleetwood Area SD
AUN Number : 114062503
County : Berks

Audit Certification Due: 12/31/2016

This certification is applicable to:

- Orig. Annual Financial Report submitted to
Comptroller Operations: 10.17.16
Date
- Annual Financial Report revisions submitted on: _____
Date

Auditing Firm: Herbein & Co.
2763 Century Blvd.
Reading, PA 19610

Auditor Contact Name: Linda Himeback
Auditor Phone: 610.378.1175
Auditor E-mail: lhimeback@herbein.com

CERTIFICATION: By signing this page I agree that the financial statements of the school have been properly audited as noted above pursuant to Article XXIV, and in the auditor's professional opinion, the Annual Financial Report (PDE-2057) submitted on the date referenced is materially consistent with the audited financial statements.

Chief School Administrator




Signature

10/24/16

Date

Board Secretary



Signature

10-18-16

Date

Heidi A Orth

Contact Person

horth@fleetwoodasd.org

Contact Person E-mail Address

(610)944-8111 Ext :1205

Contact Person Telephone Number

(610)944-6842

Contact Person Fax Number

<u>Val Number</u>	<u>Description</u>	<u>Justification</u>
10150	<p>NAG: Balance Sheet Govt Funds:Data has been entered for Fund 32, Line 0400 - Due to Other Funds. Since transfers out of Fund 32 are not allowed, this line should only be utilized when recording transactions related to interfund reimbursements. Please make corrections or provide brief details of the interfund reimbursement.</p> <p>NAG Fund 32, Line 0400: \$178,071.00</p>	Prepaid expenses from general fund for a end server and switch replacement project funded through Capital Reserve.
12195	<p>REG: Current Year AFR Beginning Fund Balance must equal Prior Year AFR Ending Fund Balance. Justifications to this error must fully explain the situation that prompted a fund balance restatement. "Auditor Adjustment" is not a sufficient justification.</p> <p>Total Govt Funds, Beg Bal: \$9,504,205.00 PY Ending Bal, Govt Funds: \$9,504,206.00</p>	Rounding issue.
12196	<p>REG - Fund 10: Current Year AFR Beginning Fund Balance must equal Prior Year AFR Ending Fund Balance. Justifications to this error must fully explain the situation that prompted a fund balance restatement. "Auditor Adjustment" is not a sufficient justification.</p> <p>REG Fund 10, Beg Fund Bal: \$5,573,147.00 PY Ending Fund Balance: \$5,573,148.00</p>	Rounding issue.
30501	<p>Revenue Detail: AFR amount must equal or exceed PDE FAI System amount.</p> <p>7311, AFR Rev Detail: 828984.03 7311, PDE FAI System: \$843,592.58</p>	14-15 revenue that was paid on 1/5/16 but originally accrued in 14-15.
50450	<p>SESS - 2350 Legal and Accounting Services: SESS Schedule amounts for Special Education vary from prior year by 40% or more. Correct the data or enter a justification.</p> <p>SESS Schedule 2350: \$41,031.67 Prior Year SESS Schedule 2350: \$25,007.47</p>	Increased legal issues regarding special ed eligible students.

Amounts Expressed in Whole Dollars	<u>General Fund</u> <u>(10)</u>	<u>Public Purpose Trust</u> <u>(27)</u>	<u>Other Compt Approved</u> <u>(28)</u>	<u>Athletic / Activity</u> <u>(29)</u>	<u>Capital Reserve (690.</u> <u>1850)</u> <u>(31)</u>
Assets And Deferred Outflows Of Resources					
Assets					
0100 Cash and Cash Equivalents	4,871,265				
0110 Investments					
0120 Taxes Receivable	751,144				
0130 Due From Other Funds	178,071				
0141 Due From Other Governments	2,108,266				
0142 State Revenue Receivable					
0143 Federal Revenue Receivable					
0145 Other Intergovernmental Revenue Receivable					
0146 Due from Primary Government					
0147 Due from Component Unit					
0150 Other Receivables	20,130				
0170 Inventories					
0180 Prepaid Expenses (Expenditures)					
0190 Other Current Assets					
Total Assets	\$7,928,876				
0910 Deferred Outflows of Resources					
Total Assets And Deferred Outflows Of Resources	\$7,928,876				

Amounts Expressed in Whole Dollars

	<u>Capital Reserve (1431)</u> <u>(32)</u>	<u>Other Capital Projects</u> <u>Fund</u> <u>(39)</u>	<u>Debt Service</u> <u>(40)</u>	<u>Permanent</u> <u>(90)</u>	<u>Total Governmental</u> <u>Funds</u>
Assets And Deferred Outflows Of Resources					
Assets					
0100 Cash and Cash Equivalents	1,231,928	743,001			6,846,194
0110 Investments					
0120 Taxes Receivable					751,144
0130 Due From Other Funds					178,071
0141 Due From Other Governments					2,108,266
0142 State Revenue Receivable					
0143 Federal Revenue Receivable					
0145 Other Intergovernmental Revenue Receivable					
0146 Due from Primary Government					
0147 Due from Component Unit					
0150 Other Receivables					20,130
0170 Inventories					
0180 Prepaid Expenses (Expenditures)	169,966				169,966
0190 Other Current Assets					
Total Assets	\$1,401,894	\$743,001			\$10,073,771
0910 Deferred Outflows of Resources					
Total Assets And Deferred Outflows Of Resources	\$1,401,894	\$743,001			\$10,073,771

Amounts Expressed in Whole Dollars	<u>General Fund</u> <u>(10)</u>	<u>Public Purpose Trust</u> <u>(27)</u>	<u>Other Compt Approved</u> <u>(28)</u>	<u>Athletic / Activity</u> <u>(29)</u>	<u>Capital Reserve (690.</u> <u>1850)</u> <u>(31)</u>
Liabilities And Deferred Inflows Of Resources And Fund Balances					
Liabilities					
0400 Due to Other Funds	6,475				
0411 Due to Other Governments					
0412 Due to Primary Government					
0413 Due to Component Unit					
0420 Accounts Payable	165,500				
0430 Contracts Payable					
0440 Current Portion of Long-Term Debt					
0450 Short-Term Payables					
0461 Accrued Salaries and Benefits	1,776,790				
0462 Payroll Deductions and Withholding					
0480 Unearned Revenues	2,062				
0490 Other Current Liabilities	50,953				
Total Liabilities	\$2,001,780				
0950 Deferred Inflows of Resources	455,490				
Fund Balances					
0810 Nonspendable Fund Balance					
0820 Restricted Fund Balance					
0830 Committed Fund Balance	2,296,772				
0840 Assigned Fund Balance	798,096				
0850 Unassigned Fund Balance	2,376,738				
Total Fund Balances	\$5,471,606				
Total Liabilities, Deferred Inflows Of Resources And Fund Balances	\$7,928,876				

Amounts Expressed in Whole Dollars

	<u>Capital Reserve (1431)</u> <u>(32)</u>	<u>Other Capital Projects</u> <u>Fund</u> <u>(39)</u>	<u>Debt Service</u> <u>(40)</u>	<u>Permanent</u> <u>(90)</u>	<u>Total Governmental</u> <u>Funds</u>
Liabilities And Deferred Inflows Of Resources And Fund Balances					
Liabilities					
0400 Due to Other Funds	178,071				184,546
0411 Due to Other Governments					
0412 Due to Primary Government					
0413 Due to Component Unit					
0420 Accounts Payable					165,500
0430 Contracts Payable					
0440 Current Portion of Long-Term Debt					
0450 Short-Term Payables					
0461 Accrued Salaries and Benefits					1,776,790
0462 Payroll Deductions and Withholding					
0480 Unearned Revenues					2,062
0490 Other Current Liabilities					50,953
Total Liabilities	\$178,071				\$2,179,851
0950 Deferred Inflows of Resources					455,490
Fund Balances					
0810 Nonspendable Fund Balance	169,966				169,966
0820 Restricted Fund Balance	1,053,857	743,001			1,796,858
0830 Committed Fund Balance					2,296,772
0840 Assigned Fund Balance					798,096
0850 Unassigned Fund Balance					2,376,738
Total Fund Balances	\$1,223,823	\$743,001			\$7,438,430
Total Liabilities, Deferred Inflows Of Resources And Fund Balances	\$1,401,894	\$743,001			\$10,073,771

Amounts Expressed in Whole Dollars	<u>General Fund</u> <u>(10)</u>	<u>Public Purpose Trust</u> <u>(27)</u>	<u>Other Compt Approved</u> <u>(28)</u>	<u>Athletic / Activity</u> <u>(29)</u>	<u>Capital Reserve (690.</u> <u>1850)</u> <u>(31)</u>
Revenues					
6000 Revenue from Local Sources	28,192,207				
7000 Revenue from State Sources	13,745,368				
8000 Revenue from Federal Sources	347,837				
Total Revenues	\$42,285,412				
Expenditures					
1000 Instruction	24,443,202				
2000 Support Services	11,469,924				
3000 Operation of Non-Instructional Services	654,649				
4000 Facilities Acquisition, Construction and Improvement Services					
5110 Debt Service					
5130 Refund of Prior Year Revenues / Receipts	70				
5140 Short-Term Borrowing – Interest and Costs					
Total Expenditures	\$36,567,845				
Excess (Deficiency) Of Revenues Over Expenditures	\$5,717,567				
Other Financing Sources (Uses)					
9110 Face Value of Bonds Issued					
9120 Proceeds from Refunding of Bonds					
9130 Bond Premiums					
9200 Proceeds from Extended-Term Financing					
9300 Interfund Transfers - IN					
9400 Sale of or Compensation for Loss of Fixed Assets	2,350				
9710 Transfers from Component Units					
9720 Transfers from Primary Governments					
9910 Other Financing Sources Not Listed in the 9000 Series					
9990 Insurance Recoveries	3,841				
5120 Debt Service – Refunded Bonds					
5150 Bond Discounts					
5200 Interfund Transfers – Out	5,825,299				
5300 Transfers Out to Component Units/Primary Governments					
Total Other Financing Sources (Uses)	(\$5,819,108)				

Amounts Expressed in Whole Dollars	<u>Capital Reserve (1431)</u> <u>(32)</u>	<u>Other Capital Projects</u> <u>Fund</u> <u>(39)</u>	<u>Debt Service</u> <u>(40)</u>	<u>Permanent</u> <u>(90)</u>	<u>Total Governmental</u> <u>Funds</u>
Revenues					
6000 Revenue from Local Sources	1,440	5,587			28,199,234
7000 Revenue from State Sources					13,745,368
8000 Revenue from Federal Sources					347,837
Total Revenues	\$1,440	\$5,587			\$42,292,439
Expenditures					
1000 Instruction					24,443,202
2000 Support Services					11,469,924
3000 Operation of Non-Instructional Services					654,649
4000 Facilities Acquisition, Construction and Improvement Services	406,899	1,797,016			2,203,915
5110 Debt Service			5,592,065		5,592,065
5130 Refund of Prior Year Revenues / Receipts					70
5140 Short-Term Borrowing – Interest and Costs					
Total Expenditures	\$406,899	\$1,797,016	\$5,592,065		\$44,363,825
Excess (Deficiency) Of Revenues Over Expenditures	(\$405,459)	(\$1,791,429)	(\$5,592,065)		(\$2,071,386)
Other Financing Sources (Uses)					
9110 Face Value of Bonds Issued					
9120 Proceeds from Refunding of Bonds					
9130 Bond Premiums					
9200 Proceeds from Extended-Term Financing					
9300 Interfund Transfers - IN	234,353		5,590,366		5,824,719
9400 Sale of or Compensation for Loss of Fixed Assets					2,350
9710 Transfers from Component Units					
9720 Transfers from Primary Governments					
9910 Other Financing Sources Not Listed in the 9000 Series					
9990 Insurance Recoveries					3,841
5120 Debt Service – Refunded Bonds					
5150 Bond Discounts					
5200 Interfund Transfers – Out					5,825,299
5300 Transfers Out to Component Units/Primary Governments					
Total Other Financing Sources (Uses)	\$234,353		\$5,590,366		\$5,611

Amounts Expressed in Whole Dollars	<u>General Fund</u> <u>(10)</u>	<u>Public Purpose Trust</u> <u>(27)</u>	<u>Other Compt Approved</u> <u>(28)</u>	<u>Athletic / Activity</u> <u>(29)</u>	<u>Capital Reserve</u> <u>(690.</u> <u>1850)</u> <u>(31)</u>
Special And Extraordinary Items					
9920 Special Items – Gains					
9930 Extraordinary Items – Gains					
5520 Special Items – Losses					
5530 Extraordinary Items – Losses					
Net Change In Fund Balances	(\$101,541)				
Fund Balance					
0001 Fund Balance - Beginning of Fiscal Year	5,573,147				
Fund Balance - End Of Year	\$5,471,606				

Amounts Expressed in Whole Dollars	<u>Capital Reserve (1431)</u> <u>(32)</u>	<u>Other Capital Projects</u> <u>Fund</u> <u>(39)</u>	<u>Debt Service</u> <u>(40)</u>	<u>Permanent</u> <u>(90)</u>	<u>Total Governmental</u> <u>Funds</u>
Special And Extraordinary Items					
9920 Special Items – Gains					
9930 Extraordinary Items – Gains					
5520 Special Items – Losses					
5530 Extraordinary Items – Losses					
Net Change In Fund Balances	(\$171,106)	(\$1,791,429)	(\$1,699)		(\$2,065,775)
Fund Balance					
0001 Fund Balance - Beginning of Fiscal Year	1,394,929	2,534,430	1,699		9,504,205
Fund Balance - End Of Year	\$1,223,823	\$743,001			\$7,438,430

Amounts Expressed in Whole Dollars	<u>Food Service</u> <u>(51)</u>	<u>Child Care</u> <u>Operations</u> <u>(52)</u>	<u>Other Enterprise</u> <u>(58)</u>	<u>TOTAL</u>	<u>Internal Service</u> <u>(60)</u>
Assets And Deferred Outflows Of Resources					
Current Assets					
0100 Cash and Cash Equivalents	252,061			252,061	
0110 Investments					
0130 Due From Other Funds	6,475			6,475	
0141 Due From Other Governments	6,175			6,175	
0142 State Revenue Receivable					
0143 Federal Revenue Receivable					
0146 Due from Primary Government					
0147 Due from Component Unit					
0150 Other Receivables	858			858	
0170 Inventories	34,136			34,136	
0180 Prepaid Expenses (Expenditures)					
0190 Other Current Assets					
Total Current Assets	\$299,705			\$299,705	
Noncurrent Assets					
0211 Land					
0212 Site Improvements (Net)					
0220 Buildings and Building Improvements (Net)					
0230 Machinery, Equipment and Furniture (Net)	112,509			112,509	
0250 Construction in Progress					
0260 Long Term Prepayments					
0290 Other Noncurrent Assets					
Total Noncurrent Assets	\$112,509			\$112,509	
0910 Deferred Outflows of Resources	220,723			220,723	
Total Assets And Deferred Outflows Of Resources	\$632,937			\$632,937	

Amounts Expressed in Whole Dollars	<u>Food Service</u> <u>(51)</u>	<u>Child Care</u> <u>Operations</u> <u>(52)</u>	<u>Other Enterprise</u> <u>(58)</u>	<u>TOTAL</u>	<u>Internal Service</u> <u>(60)</u>
Liabilities And Deferred Inflows Of Resources And Net Position					
Current Liabilities					
0400 Due to Other Funds					
0411 Due to Other Governments					
0413 Due to Component Unit					
0420 Accounts Payable	4,097			4,097	
0430 Contracts Payable					
0440 Current Portion of Long-Term Debt					
0450 Short-Term Payables					
0461 Accrued Salaries and Benefits					
0462 Payroll Deductions and Withholding					
0480 Unearned Revenues	12,606			12,606	
0490 Other Current Liabilities	53,419			53,419	
Total Current Liabilities	\$70,122			\$70,122	
Noncurrent Liabilities					
0510 Bonds Payable					
0520 Extended-Term Financing Agreements Payable					
0530 Lease-Purchase Obligations					
0540 Accumulated Compensated Absences					
0550 Authority Lease Obligations					
0560 Other Post-Employment Benefits (OPEB)	4,636			4,636	
0570 Net Pension Liability	1,192,165			1,192,165	
0599 Other Long-Term Liabilities					
Total Noncurrent Liabilities	\$1,196,801			\$1,196,801	
Total Liabilities	\$1,266,923			\$1,266,923	
0950 Deferred Inflows of Resources	768			768	
Net Position					
0791 Invested in Capital Assets, Net of Related Debt	112,509			112,509	
0008 Restricted Net Position (0792 – 0798)					
0799 Unrestricted Net Position	(747,263)			(747,263)	
Total Net Position	(\$634,754)			(\$634,754)	
Total Liabilities And Deferred Inflows Of Resources And Net Position	\$632,937			\$632,937	

Amounts Expressed in Whole Dollars	<u>Food Service</u> <u>(51)</u>	<u>Child Care Operations</u> <u>(52)</u>	<u>Other Enterprise</u> <u>(58)</u>	<u>TOTAL</u>	<u>Internal Service</u> <u>(60)</u>
Operating Revenues					
6600 Food Service Revenue	633,578			633,578	
0071 Charges for Services					
0072 Other Operating Revenue					
Total Operating Revenues	\$633,578			\$633,578	
Operating Expenses					
100 Personnel Services – Salaries	370,723			370,723	
200 Personnel Services – Employee Benefits	291,041			291,041	
300 Purchased Professional and Technical Services					
400 Purchased Property Services					
500 Other Purchased Services					
600 Supplies	475,399			475,399	
740 Depreciation	4,686			4,686	
810 Dues and Fees					
890 Miscellaneous Expenditures	31,577			31,577	
Total Operating Expenses	\$1,173,426			\$1,173,426	
Operating Income (Loss)	(\$539,848)			(\$539,848)	
Non Operating Revenues (Expenses)					
6500 Earnings on Investments	146			146	
6920 Contributions and Donations from Private Sources					
6930 Gains or Losses on Sale of Fixed Assets					
6991 Refunds of a Prior Year Expenditure					
7000 Revenue from State Sources	88,363			88,363	
8000 Revenue from Federal Sources	416,061			416,061	
820 Claims and Judgments Against the LEA					
830 Interest					
TOTAL Non Operating Revenues (Expenses)	\$504,570			\$504,570	
Income (Loss) Before Contributions And Transfers	(\$35,278)			(\$35,278)	

Amounts Expressed in Whole Dollars	<u>Food Service</u> <u>(51)</u>	<u>Child Care Operations</u> <u>(52)</u>	<u>Other Enterprise</u> <u>(58)</u>	<u>TOTAL</u>	<u>Internal Service</u> <u>(60)</u>
Contributions, Transfers, and Special and Extraordinary Items					
5200 Interfund Transfers – Out					
5300 Transfers Out to Component Units/Primary Governments					
5520 Special Items – Losses					
5530 Extraordinary Items – Losses					
9300 Interfund Transfers - IN	580			580	
9500 Capital Contributions					
9700 Transfers IN From Component Units/Primary Governments					
9920 Special Items – Gains					
9930 Extraordinary Items – Gains					
Change In Net Position	(\$34,698)			(\$34,698)	
0002 Net Position - Beginning of Fiscal Year	(600,056)			(600,056)	
0003 Accounting Changes / Residual Equity Transfers					
Net Position - End Of Year	(\$634,754)			(\$634,754)	

Amounts Expressed in Whole Dollars	<u>Food Service</u> <u>(51)</u>	<u>Child Care Operations</u> <u>(52)</u>	<u>Other Enterprise</u> <u>(58)</u>	<u>TOTAL</u>	<u>Internal Service(60)</u>
Cash Flows From Operating Activities					
0011 Cash Receipts From Users	630,694			630,694	
0012 Cash Receipts From Assessments Made to Other Funds					
0013 Cash Receipts From Earnings on Investments					
0014 Cash Receipts From Other Operating Revenue					
0015 Cash Payments To Employees For Services	610,605			610,605	
0016 Cash Payments For Insurance Claims					
0017 Cash Payments To Suppliers For Goods and Services	445,173			445,173	
0018 Cash Payments For Other Operating Expenses					
Net Cash Provided By (Used For) Operating Activities	(\$425,084)			(\$425,084)	
Cash Flows From Non-Capital Financing Activities					
0021 Receipts From Local Sources - 6000					
0022 Receipts From State Sources - 7000	92,024			92,024	
0023 Receipts From Federal Sources -8000	390,599			390,599	
0024 Notes and Loans Received (Repaid)					
0025 Interest Paid on Notes/Loans - 5100-830					
0026 Operating Transfers In (Out)/Residual Equity Trans	580			580	
0027 Operating Transfers In (Out) Primary Government / Comp Unit					
0028 Receipts From Refund of Prior Year Expenditures - 6991					
0029 Special and Extraordinary Gains (losses)					
Net Cash Prov By (Used for) Non-Capital Financing Activities	\$483,203			\$483,203	
Cash Flows From Capital and Related Financing Activities					
0031 Payments For Fac Acq, Const, and Imp - 4000					
0032 Gain / (Loss) on Sale of Fixed Assets - 6930					
0033 Proceeds From Extended Term Financing - 9200					
0034 Principal Paid on Financing Agreements					
0035 Interest Paid on Financing Agreements - 5100-830					
0036 (Inc) Dec in Contributed Capital					
Net Cash Prov By (Used for) Capital and Related Financing Activities					
Cash Flows From Investing Activities					
0041 Earnings on Investments - 6500	146			146	
0042 Purchase of Inv Securities / Deposits to Inv Pools					
0043 Receipts From Investment Pool Withdrawals					
0044 Proceeds from Sale and Maturity of Inv Securities					
0045 Loans Received (Paid)					
Net Cash Prov By (Used for) Investing Activities	\$146			\$146	

LEA : 114062503 Fleetwood Area SD

Printed 10/26/2016 10:47:32 AM

	<u>Food Service</u> <u>(51)</u>	<u>Child Care Operations</u> <u>(52)</u>	<u>Other Enterprise</u> <u>(58)</u>	<u>TOTAL</u>	<u>Internal Service</u> <u>(60)</u>
Net Increase (Decrease) in Cash Flows	58,265			58,265	
0004 Cash and Cash Equivalents Beginning of Year	193,796			193,796	
Cash and Cash Equivalents at Year End	\$252,061			\$252,061	
<hr/>					
Reconciliation of Operating Income (Loss) To Net Cash Provided by (Used For) Operating Activities					
0005 Operating Income (Loss) per REP	(539,848)			(539,848)	
Adjustments					
0051 Depreciation and Net Amortization	4,686			4,686	
0052 Provision for Uncollectible Accounts					
0053 Other Adjustments	64,273			64,273	
Effect of Changes in Assets, Liabilities, Deferred Outflows and Deferred Inflows					
0054 (Inc) Dec In Accounts Receivable (0120-0150)					
0055 Advances to Other Funds (0160)					
0056 (Inc) Dec in Inventories (0170)	(13,389)			(13,389)	
0057 (Inc) Dec in Prepaid Expenses (0180)					
0058 (Inc) Dec in Other Current or Noncurrent Assets	(5,623)			(5,623)	
0064 Deferred Outflows (0910)	(147,856)			(147,856)	
0059 Inc (Dec) in Accounts Payable (0400-0450)					
0060 Inc (Dec) in Accrued Salaries/Benefits (0461)					
0065 Inc (Dec) in Net Pension Liabilities (0570)	222,783			222,783	
0066 Inc (Dec) in Other Postemp Benefit Oblig (0560)					
0061 Inc (Dec) in Payroll Deductions/Withholding (0462)					
0062 Inc (Dec) in Unearned Revenue (0480)					
0063 Inc (Dec) in Other Current or Noncurrent Liabilities	11,931			11,931	
0067 Deferred Inflows (0950)	(22,041)			(22,041)	
Total Adjustments	\$114,764			\$114,764	
Cash Provided By (Used for) Total	(\$425,084)			(\$425,084)	

COMBINED STATEMENT OF CASH FLOWS
SCHEDULE OF NONCASH INVESTING, CAPITAL, AND FINANCING ACTIVITIES

Explanation of Transaction and Balance Sheet Effect	Amount
Total	

LEA : 114062503 Fleetwood Area SD

Printed 10/26/2016 10:47:34 AM

Amounts Expressed in Whole Dollars	<u>Private Purpose Trust</u> <u>(71)</u>	<u>Investment Trust</u> <u>(72)</u>	<u>Pension Trust</u> <u>(73)</u>	<u>Activity</u> <u>(81)</u>
Assets And Deferred Outflows Of Resources				
Assets				
0100 Cash and Cash Equivalents	30,823			158,484
0110 Investments				
0130 Due From Other Funds	1,000			
0147 Due from Component Unit				
0150 Other Receivables				
0170 Inventories				
0180 Prepaid Expenses (Expenditures)				
0190 Other Current Assets				
0220 Buildings and Building Improvements (Net)				
0230 Machinery, Equipment and Furniture (Net)				
Total Assets	\$31,823			\$158,484
0910 Deferred Outflows of Resources				
Total Assets And Deferred Outflows Of Resources	\$31,823			\$158,484

LEA : 114062503 Fleetwood Area SD

Printed 10/26/2016 10:47:34 AM

Amounts Expressed in Whole Dollars	<u>Other Agency</u> <u>(89)</u>	<u>Discrete Component Units</u> <u>(98)</u>	<u>Discrete Component Units</u> <u>(99)</u>	<u>Total Fiduciary Funds</u>
Assets And Deferred Outflows Of Resources				
Assets				
0100 Cash and Cash Equivalents				189,307
0110 Investments				
0130 Due From Other Funds				1,000
0147 Due from Component Unit				
0150 Other Receivables				
0170 Inventories				
0180 Prepaid Expenses (Expenditures)				
0190 Other Current Assets				
0220 Buildings and Building Improvements (Net)				
0230 Machinery, Equipment and Furniture (Net)				
Total Assets				\$190,307
0910 Deferred Outflows of Resources				
Total Assets And Deferred Outflows Of Resources				\$190,307

LEA : 114062503 Fleetwood Area SD

Printed 10/26/2016 10:47:34 AM

Amounts Expressed in Whole Dollars	<u>Private Purpose Trust</u> (71)	<u>Investment Trust</u> (72)	<u>Pension Trust</u> (73)	<u>Activity</u> (81)
Liabilities, Deferred Inflows Of Resources And Net Position				
Liabilities				
0400 Due to Other Funds				1,000
0411 Due to Other Governments				
0412 Due to Primary Government				
0413 Due to Component Unit				
0420 Accounts Payable				
0430 Contracts Payable				
0450 Short-Term Payables				
0461 Accrued Salaries and Benefits				
0462 Payroll Deductions and Withholding				
0480 Unearned Revenues				
0490 Other Current Liabilities				157,484
Total Liabilities				\$158,484
0950 Deferred Inflows of Resources				
Net Position				
0791 Invested in Capital Assets, Net of Related Debt				
0009 Restricted Net Position (0792 – 0798)	31,823			
0799 Unrestricted Net Position				
Total Net Position	\$31,823			
Total Liabilities, Deferred Inflows Of Resources And Net Position	\$31,823			\$158,484

LEA : 114062503 Fleetwood Area SD

Printed 10/26/2016 10:47:34 AM

Amounts Expressed in Whole Dollars	<u>Other Agency</u> (89)	<u>Discrete Component Units</u> (98)	<u>Discrete Component Units</u> (99)	<u>Total Fiduciary Funds</u>
Liabilities, Deferred Inflows Of Resources And Net Position				
Liabilities				
0400 Due to Other Funds				1,000
0411 Due to Other Governments				
0412 Due to Primary Government				
0413 Due to Component Unit				
0420 Accounts Payable				
0430 Contracts Payable				
0450 Short-Term Payables				
0461 Accrued Salaries and Benefits				
0462 Payroll Deductions and Withholding				
0480 Unearned Revenues				
0490 Other Current Liabilities				157,484
Total Liabilities				\$158,484
0950 Deferred Inflows of Resources				
Net Position				
0791 Invested in Capital Assets, Net of Related Debt				
0009 Restricted Net Position (0792 – 0798)				31,823
0799 Unrestricted Net Position				
Total Net Position				\$31,823
Total Liabilities, Deferred Inflows Of Resources And Net Position				\$190,307

Amounts Expressed in Whole Dollars	<u>Private Purpose Trust</u> <u>(71)</u>	<u>Investment Trust</u> <u>(72)</u>	<u>Pension Trust</u> <u>(73)</u>	<u>Discrete Component</u> <u>Units</u> <u>(98)</u>	<u>Discrete Component</u> <u>Units</u> <u>(99)</u>	<u>Total Fiduciary</u> <u>Funds</u>
Additions						
0091 Gifts and Contributions	6,571					6,571
0092 Other Additions	6					6
Deductions						
0093 Scholarships Awarded	2,300					2,300
0094 Other Deductions	800					800
Change In Net Position	\$3,477					\$3,477
0006 Net Position – Beginning of Fiscal Year	28,346					28,346
0007 Net Position Held in Trust for Pension Benefits						
Net Position - End of Fiscal Year	\$31,823					\$31,823

	<u>Revenue Reported In Current Year</u>	<u>Current Year Tax Accrual</u>	<u>Prior Year Tax Accrual</u>	<u>Taxes Collected In Current Year</u>
<u>Revenue from Local Sources</u>				
6111 Current Real Estate Taxes	24,207,111.06			24,207,111.06
6112 Interim Real Estate Taxes	126,235.08	9,407.93	19,207.99	136,035.14
6113 Public Utility Realty Taxes	29,874.57			29,874.57
6114 Payments in Lieu of Current Taxes - State / Local	26.28			26.28
6143 Current Act 511 Local Services Taxes	55,427.87			55,427.87
6151 Current Act 511 Earned Income Taxes	2,147,034.67	138,319.61	111,460.29	2,120,175.35
6153 Current Act 511 Real Estate Transfer Taxes	242,141.24	34,909.56	39,544.25	246,775.93
6154 Current Act 511 Amusement Taxes	51,888.15	8,154.42	9,258.76	52,992.49
6411 Delinquent Real Estate Taxes	553,804.30	53,963.04	30,938.67	530,779.93
6500 Earnings on Investments	33,124.89			
6700 Revenues from LEA Activities	115,708.95			
6831 Federal Revenue Received from Other Pennsylvania Public LEAs	9,764.00			
6832 Federal IDEA Revenue Received as Pass Through	419,565.40			
6890 Other Revenue from Intermediary Sources	4,866.00			
6910 Rentals	129,492.32			
6920 Contributions and Donations from Private Sources	11,428.78			
6942 Summer School Tuition	2,000.00			
6944 Receipts from Other LEAs in Pennsylvania - Education	9,050.00			
6991 Refunds of a Prior Year Expenditure	19,438.82			
6999 Other Revenues Not Specified Above	24,224.94			
TOTAL Revenue from Local Sources	\$28,192,207.32	\$244,754.56	\$210,409.96	\$27,379,198.62

**Revenue Reported
In Current Year**

Revenue from State Sources

7110 Basic Education Funding	5,788,001.26		
7160 Tuition for Orphans Subsidy	67,864.22		
7250 Migratory Children	120.00		
7271 Special Education funds for School-Aged Pupils	1,379,927.11		
7311 Pupil Transportation Subsidy	828,984.03		
7312 Nonpublic and Charter School Pupil Transportation Subsidy	44,660.00		
7320 Rental and Sinking Fund Payments / Building Reimbursement Subsidy	754,943.05		
7330 Health Services (Medical, Dental, Nurse, Act 25)	49,794.10		
7340 State Property Tax Reduction Allocation	1,123,722.89		
7505 Ready to Learn Block Grant	371,717.00		
7810 State Share of Social Security and Medicare Taxes	713,165.28		
7820 State Share of Retirement Contributions	2,622,469.36		
TOTAL Revenue from State Sources	\$13,745,368.30		

**Revenue Reported
In Current Year**

Revenue from Federal Sources

8514 NCLB, Title I - Improving the Academic Achievement of the Disadvantaged	279,258.00			
8515 NCLB, Title II - Preparing, Training and Recruiting High Quality Teachers and Principals	47,271.00			
8516 NCLB, Title III - Language Instruction for Limited English Proficient and Immigrant Students	13,980.00			
8820 Medical Assistance Reimbursement for Administrative Claiming (Quarterly) Program	7,327.50			
TOTAL Revenue from Federal Sources	\$347,836.50			

	Revenue Reported In Current Year			
Other Financing Sources				
9400 Sale of or Compensation for Loss of Fixed Assets	2,350.00			
9990 Insurance Recoveries	3,840.58			
TOTAL Other Financing Sources	\$6,190.58			
TOTAL FROM ALL SOURCES	\$42,291,602.70	\$244,754.56	\$210,409.96	\$27,379,198.62

Revenue from Local Sources	28,192,207.32
Revenue from State Sources	13,745,368.30
Revenue from Federal Sources	347,836.50
Other Financing Sources	6,190.58
TOTAL FROM ALL SOURCES	\$42,291,602.70

General Fund (10)

1000 Instruction	<u>Total</u>
100 <u>Personnel Services – Salaries</u>	
100 Personnel Services – Salaries	13,461,499.61
Total Personnel Services – Salaries	\$13,461,499.61
200 <u>Personnel Services – Employee Benefits</u>	
210 Group Insurance – Contracted Provider	2,785,327.18
220 Social Security Contributions	991,743.16
230 PSERS Retirement Contributions	3,474,549.68
240 Tuition Reimbursement	80,791.91
250 Unemployment Compensation	11,683.01
260 Workers' Compensation	71,498.53
270 Group Insurance – Self-Insurance	32.05
290 Other Current Employee Benefits	12,300.00
Total Personnel Services – Employee Benefits	\$7,427,925.52
300 <u>Purchased Professional and Technical Services</u>	
322 Professional Educational Services – Ius	356,672.25
323 Professional Educational Services – Other Educational Agencies	300.00
324 Professional Educational Services – Employee Training and Development Services	150.00
330 Other Professional Services	481,896.81
Total Purchased Professional and Technical Services	\$839,019.06
400 <u>Purchased Property Services</u>	
430 Repairs and Maintenance Services	4,519.82
Total Purchased Property Services	\$4,519.82
500 <u>Other Purchased Services</u>	
510 Student Transportation Services	12,399.87
550 Printing and Binding	5,124.89
561 Tuition To Other School Districts Within the State	224,704.70
562 Tuition To Pennsylvania Charter Schools	408,695.02
563 Tuition To Nonpublic Schools	52,481.84
564 Tuition To Career and Technology Centers	979,730.92
566 Tuition To Institutions of Higher Education and Technical Institutes	2,352.00
567 Tuition To Approved Private Schools (APS) and PA Chartered Schools for the Deaf and Blind	83,686.26
568 Tuition To Private Residential Rehabilitative Institutions (PRRI) [In-State] and Detention Centers	285,991.13
569 Tuition – Other	209,548.50
580 Travel	9,116.31
591 Services Purchased Locally	23,817.21
592 Services Purchased From Another LEA Within the State	1,654.76
594 IU Payment By Withholding for Institutionalized Children's Programs – Special Classes	11,912.36
Total Other Purchased Services	\$2,311,215.77
600 <u>Supplies</u>	
610 General Supplies	147,413.98
640 Books and Periodicals	236,803.65
Total Supplies	\$384,217.63

LEA : 114062503 Fleetwood Area SD

Printed 10/26/2016 10:47:37 AM

General Fund (10)

1000 Instruction	<u>Total</u>
700 <u>Property</u>	
750 Equipment – Original and Additional	3,163.80
760 Equipment – Replacement	5,217.35
Total Property	\$8,381.15
800 <u>Other Objects</u>	
810 Dues and Fees	6,310.00
890 Miscellaneous Expenditures	113.00
Total Other Objects	\$6,423.00
Total 1000 Instruction	\$24,443,201.56

General Fund (10)

1100 Regular Programs – Elementary / Secondary

	<u>Elementary</u>	<u>Secondary</u>	<u>Federal</u>	<u>Total</u>
100 Personnel Services – Salaries				
100 Personnel Services – Salaries	4,185,746.52	6,027,708.36	327,068.52	10,540,523.40
Total Personnel Services – Salaries	\$4,185,746.52	\$6,027,708.36	\$327,068.52	\$10,540,523.40
200 Personnel Services – Employee Benefits				
210 Group Insurance – Contracted Provider	869,314.56	1,158,369.70		2,027,684.26
220 Social Security Contributions	332,373.35	444,180.58	285.00	776,838.93
230 PSERS Retirement Contributions	1,166,485.46	1,553,361.04	879.23	2,720,725.73
240 Tuition Reimbursement	30,099.49	35,249.71		65,349.20
250 Unemployment Compensation	3,850.72	7,832.29		11,683.01
260 Workers' Compensation	24,287.37	31,912.64		56,200.01
270 Group Insurance – Self-Insurance	10.57	21.48		32.05
290 Other Current Employee Benefits		12,300.00		12,300.00
Total Personnel Services – Employee Benefits	\$2,426,421.52	\$3,243,227.44	\$1,164.23	\$5,670,813.19
300 Purchased Professional and Technical Services				
323 Professional Educational Services – Other Educational Agencies			300.00	300.00
330 Other Professional Services	2,450.00		2,400.00	4,850.00
Total Purchased Professional and Technical Services	\$2,450.00		\$2,700.00	\$5,150.00
400 Purchased Property Services				
430 Repairs and Maintenance Services	685.81	2,088.50		2,774.31
Total Purchased Property Services	\$685.81	\$2,088.50		\$2,774.31
500 Other Purchased Services				
510 Student Transportation Services	615.00	9,869.79		10,484.79
550 Printing and Binding	511.25	4,613.64		5,124.89
561 Tuition To Other School Districts Within the State	479.22	974.73		1,453.95
562 Tuition To Pennsylvania Charter Schools	100,623.64	204,296.51		304,920.15
563 Tuition To Nonpublic Schools	112.67	229.17		341.84
566 Tuition To Institutions of Higher Education and Technical Institutes		2,352.00		2,352.00
568 Tuition To Private Residential Rehabilitative Institutions (PRRI) [In-State] and Detention Centers	30,191.36	61,408.63		91,599.99
580 Travel	717.95	827.52		1,545.47
591 Services Purchased Locally	5,655.97	8,725.42	2,520.00	16,901.39
592 Services Purchased From Another LEA Within the State		1,654.76		1,654.76
Total Other Purchased Services	\$138,907.06	\$294,952.17	\$2,520.00	\$436,379.23
600 Supplies				
610 General Supplies	37,144.22	57,155.17	257.28	94,556.67
640 Books and Periodicals	141,550.82	77,206.45	52.00	218,809.27
Total Supplies	\$178,695.04	\$134,361.62	\$309.28	\$313,365.94
700 Property				
750 Equipment – Original and Additional		3,163.80		3,163.80
760 Equipment – Replacement	1,588.49	1,761.49		3,349.98
Total Property	\$1,588.49	\$4,925.29		\$6,513.78
800 Other Objects				

LEA : 114062503 Fleetwood Area SD

Printed 10/26/2016 10:47:37 AM

General Fund (10)

	<u>Elementary</u>	<u>Secondary</u>	<u>Federal</u>	<u>Total</u>
1100 Regular Programs – Elementary / Secondary				
800 Other Objects				
810 Dues and Fees	336.50	5,912.50		6,249.00
890 Miscellaneous Expenditures		113.00		113.00
Total Other Objects	\$336.50	\$6,025.50		\$6,362.00
Total 1100 Regular Programs – Elementary / Secondary	\$6,934,830.94	\$9,713,288.88	\$333,762.03	\$16,981,881.85

General Fund (10)

1110 Regular Programs

	<u>Elementary</u>	<u>Secondary</u>	<u>Federal</u>	<u>Total</u>
100 Personnel Services – Salaries				
100 Personnel Services – Salaries	4,185,746.52	6,027,708.36	500.00	10,213,954.88
Total Personnel Services – Salaries	\$4,185,746.52	\$6,027,708.36	\$500.00	\$10,213,954.88
200 Personnel Services – Employee Benefits				
210 Group Insurance – Contracted Provider	869,314.56	1,158,369.70		2,027,684.26
220 Social Security Contributions	332,373.35	444,180.58		776,553.93
230 PSERS Retirement Contributions	1,166,485.46	1,553,361.04		2,719,846.50
240 Tuition Reimbursement	30,099.49	35,249.71		65,349.20
250 Unemployment Compensation	3,850.72	7,832.29		11,683.01
260 Workers' Compensation	24,287.37	31,912.64		56,200.01
270 Group Insurance – Self-Insurance	10.57	21.48		32.05
290 Other Current Employee Benefits		12,300.00		12,300.00
Total Personnel Services – Employee Benefits	\$2,426,421.52	\$3,243,227.44		\$5,669,648.96
300 Purchased Professional and Technical Services				
330 Other Professional Services	2,450.00			2,450.00
Total Purchased Professional and Technical Services	\$2,450.00			\$2,450.00
400 Purchased Property Services				
430 Repairs and Maintenance Services	685.81	2,088.50		2,774.31
Total Purchased Property Services	\$685.81	\$2,088.50		\$2,774.31
500 Other Purchased Services				
510 Student Transportation Services	615.00	9,869.79		10,484.79
550 Printing and Binding	511.25	4,613.64		5,124.89
561 Tuition To Other School Districts Within the State	479.22	974.73		1,453.95
562 Tuition To Pennsylvania Charter Schools	100,623.64	204,296.51		304,920.15
563 Tuition To Nonpublic Schools	112.67	229.17		341.84
566 Tuition To Institutions of Higher Education and Technical Institutes		2,352.00		2,352.00
568 Tuition To Private Residential Rehabilitative Institutions (PRRI) [In-State] and Detention Centers	30,191.36	61,408.63		91,599.99
580 Travel	717.95	827.52		1,545.47
591 Services Purchased Locally	5,655.97	8,725.42	2,520.00	16,901.39
592 Services Purchased From Another LEA Within the State		1,654.76		1,654.76
Total Other Purchased Services	\$138,907.06	\$294,952.17	\$2,520.00	\$436,379.23
600 Supplies				
610 General Supplies	37,144.22	57,155.17		94,299.39
640 Books and Periodicals	141,550.82	77,206.45	52.00	218,809.27
Total Supplies	\$178,695.04	\$134,361.62	\$52.00	\$313,108.66
700 Property				
750 Equipment – Original and Additional		3,163.80		3,163.80
760 Equipment – Replacement	1,588.49	1,761.49		3,349.98
Total Property	\$1,588.49	\$4,925.29		\$6,513.78
800 Other Objects				
810 Dues and Fees	336.50	5,912.50		6,249.00

LEA : 114062503 Fleetwood Area SD

Printed 10/26/2016 10:47:37 AM

General Fund (10)

1110 Regular Programs

800 Other Objects

890 Miscellaneous Expenditures

Total Other Objects

Total 1110 Regular Programs

<u>Elementary</u>	<u>Secondary</u>	<u>Federal</u>	<u>Total</u>
	113.00		113.00
\$336.50	\$6,025.50		\$6,362.00
\$6,934,830.94	\$9,713,288.88	\$3,072.00	\$16,651,191.82

General Fund (10)

1190 Federally-Funded Regular Programs

	<u>Elementary</u>	<u>Secondary</u>	<u>Federal</u>	<u>Total</u>
100 Personnel Services – Salaries				
100 Personnel Services – Salaries			326,568.52	326,568.52
Total Personnel Services – Salaries			\$326,568.52	\$326,568.52
200 Personnel Services – Employee Benefits				
220 Social Security Contributions			285.00	285.00
230 PSERS Retirement Contributions			879.23	879.23
Total Personnel Services – Employee Benefits			\$1,164.23	\$1,164.23
300 Purchased Professional and Technical Services				
323 Professional Educational Services – Other Educational Agencies			300.00	300.00
330 Other Professional Services			2,400.00	2,400.00
Total Purchased Professional and Technical Services			\$2,700.00	\$2,700.00
600 Supplies				
610 General Supplies			257.28	257.28
Total Supplies			\$257.28	\$257.28
Total 1190 Federally-Funded Regular Programs			\$330,690.03	\$330,690.03

General Fund (10)

1200 Special Programs – Elementary / Secondary

	<u>Elementary</u>	<u>Secondary</u>	<u>Federal</u>	<u>Total</u>
100 Personnel Services – Salaries				
100 Personnel Services – Salaries	671,505.86	1,407,114.11	420,332.40	2,498,952.37
Total Personnel Services – Salaries	\$671,505.86	\$1,407,114.11	\$420,332.40	\$2,498,952.37
200 Personnel Services – Employee Benefits				
210 Group Insurance – Contracted Provider	236,456.21	444,579.54		681,035.75
220 Social Security Contributions	59,528.24	124,401.23		183,929.47
230 PSERS Retirement Contributions	208,851.97	435,920.93		644,772.90
240 Tuition Reimbursement	8,003.07	7,439.64		15,442.71
260 Workers' Compensation	4,402.12	8,608.84		13,010.96
Total Personnel Services – Employee Benefits	\$517,241.61	\$1,020,950.18		\$1,538,191.79
300 Purchased Professional and Technical Services				
322 Professional Educational Services – lus	116,349.73	233,449.52		349,799.25
324 Professional Educational Services – Employee Training and Development Services	49.44	100.56		150.00
330 Other Professional Services	230,457.81	246,589.00		477,046.81
Total Purchased Professional and Technical Services	\$346,856.98	\$480,139.08		\$826,996.06
400 Purchased Property Services				
430 Repairs and Maintenance Services	426.96	868.44		1,295.40
Total Purchased Property Services	\$426.96	\$868.44		\$1,295.40
500 Other Purchased Services				
510 Student Transportation Services	691.20	1,223.88		1,915.08
561 Tuition To Other School Districts Within the State	67,983.46	138,277.04		206,260.50
562 Tuition To Pennsylvania Charter Schools	34,245.70	69,529.17		103,774.87
563 Tuition To Nonpublic Schools	17,185.34	34,954.66		52,140.00
567 Tuition To Approved Private Schools (APS) and PA Chartered Schools for the Deaf and Blind	27,582.99	56,103.27		83,686.26
568 Tuition To Private Residential Rehabilitative Institutions (PRRI) [In-State] and Detention Centers	64,071.32	130,319.82		194,391.14
569 Tuition – Other	69,067.18	140,481.32		209,548.50
580 Travel	754.20	849.64		1,603.84
591 Services Purchased Locally	1,132.35	2,241.66		3,374.01
594 IU Payment By Withholding for Institutionalized Children's Programs – Special Classes	3,926.31	7,986.05		11,912.36
Total Other Purchased Services	\$286,640.05	\$581,966.51		\$868,606.56
600 Supplies				
610 General Supplies	9,605.95	20,323.55		29,929.50
640 Books and Periodicals	8,161.07	8,088.54		16,249.61
Total Supplies	\$17,767.02	\$28,412.09		\$46,179.11
700 Property				
760 Equipment – Replacement	615.49	1,251.88		1,867.37
Total Property	\$615.49	\$1,251.88		\$1,867.37
800 Other Objects				
810 Dues and Fees		61.00		61.00
Total Other Objects		\$61.00		\$61.00
Total 1200 Special Programs – Elementary / Secondary	\$1,841,053.97	\$3,520,763.29	\$420,332.40	\$5,782,149.66

General Fund (10)

1210 Life Skills Support

100 Personnel Services – Salaries

	<u>Elementary</u>	<u>Secondary</u>	<u>Federal</u>	<u>Total</u>
100 Personnel Services – Salaries	112,156.19	250,923.58	767.00	363,846.77
Total Personnel Services – Salaries	\$112,156.19	\$250,923.58	\$767.00	\$363,846.77
200 Personnel Services – Employee Benefits				
210 Group Insurance – Contracted Provider	33,142.18	98,859.34		132,001.52
220 Social Security Contributions	8,384.29	18,258.55		26,642.84
230 PSERS Retirement Contributions	29,000.74	64,395.40		93,396.14
260 Workers' Compensation	603.54	1,195.30		1,798.84
Total Personnel Services – Employee Benefits	\$71,130.75	\$182,708.59		\$253,839.34
300 Purchased Professional and Technical Services				
322 Professional Educational Services – lus	23,888.45	48,588.63		72,477.08
330 Other Professional Services	109,223.12			109,223.12
Total Purchased Professional and Technical Services	\$133,111.57	\$48,588.63		\$181,700.20
500 Other Purchased Services				
510 Student Transportation Services	691.20	1,223.88		1,915.08
580 Travel		186.30		186.30
591 Services Purchased Locally	347.57	645.43		993.00
Total Other Purchased Services	\$1,038.77	\$2,055.61		\$3,094.38
600 Supplies				
610 General Supplies	2,150.75	10,909.90		13,060.65
640 Books and Periodicals		2,194.14		2,194.14
Total Supplies	\$2,150.75	\$13,104.04		\$15,254.79
Total 1210 Life Skills Support	\$319,588.03	\$497,380.45	\$767.00	\$817,735.48

General Fund (10)

1220 Sensory Support

	<u>Elementary</u>	<u>Secondary</u>	<u>Federal</u>	<u>Total</u>
100 Personnel Services – Salaries				
100 Personnel Services – Salaries	93,220.52	189,608.72		282,829.24
Total Personnel Services – Salaries	\$93,220.52	\$189,608.72		\$282,829.24
200 Personnel Services – Employee Benefits				
210 Group Insurance – Contracted Provider	14,755.93	30,013.27		44,769.20
220 Social Security Contributions	7,070.92	14,382.11		21,453.03
230 PSERS Retirement Contributions	24,088.15	48,994.83		73,082.98
240 Tuition Reimbursement	1,604.07	3,262.64		4,866.71
260 Workers' Compensation	487.45	991.47		1,478.92
Total Personnel Services – Employee Benefits	\$48,006.52	\$97,644.32		\$145,650.84
300 Purchased Professional and Technical Services				
322 Professional Educational Services – lus	23,362.54	47,518.95		70,881.49
324 Professional Educational Services – Employee Training and Development Services	49.44	100.56		150.00
330 Other Professional Services	23,199.88	47,188.10		70,387.98
Total Purchased Professional and Technical Services	\$46,611.86	\$94,807.61		\$141,419.47
400 Purchased Property Services				
430 Repairs and Maintenance Services	426.96	868.44		1,295.40
Total Purchased Property Services	\$426.96	\$868.44		\$1,295.40
500 Other Purchased Services				
580 Travel	25.48	51.84		77.32
Total Other Purchased Services	\$25.48	\$51.84		\$77.32
600 Supplies				
610 General Supplies	3,492.30	7,103.26		10,595.56
640 Books and Periodicals	15.94	32.41		48.35
Total Supplies	\$3,508.24	\$7,135.67		\$10,643.91
700 Property				
760 Equipment – Replacement	615.49	1,251.88		1,867.37
Total Property	\$615.49	\$1,251.88		\$1,867.37
Total 1220 Sensory Support	\$192,415.07	\$391,368.48		\$583,783.55

General Fund (10)

1230 Emotional Support

	<u>Elementary</u>	<u>Secondary</u>	<u>Federal</u>	<u>Total</u>
100 Personnel Services – Salaries				
100 Personnel Services – Salaries	79,297.87	244,954.55		324,252.42
Total Personnel Services – Salaries	\$79,297.87	\$244,954.55		\$324,252.42
200 Personnel Services – Employee Benefits				
210 Group Insurance – Contracted Provider	18,749.77	64,522.46		83,272.23
220 Social Security Contributions	5,690.05	18,277.72		23,967.77
230 PSERS Retirement Contributions	20,490.54	63,296.24		83,786.78
240 Tuition Reimbursement	3,000.00			3,000.00
260 Workers' Compensation	404.32	1,406.30		1,810.62
Total Personnel Services – Employee Benefits	\$48,334.68	\$147,502.72		\$195,837.40
300 Purchased Professional and Technical Services				
322 Professional Educational Services – lus	16,058.14	32,661.93		48,720.07
330 Other Professional Services	2,619.50	5,328.00		7,947.50
Total Purchased Professional and Technical Services	\$18,677.64	\$37,989.93		\$56,667.57
500 Other Purchased Services				
561 Tuition To Other School Districts Within the State	67,983.46	138,277.04		206,260.50
563 Tuition To Nonpublic Schools	17,185.34	34,954.66		52,140.00
567 Tuition To Approved Private Schools (APS) and PA Chartered Schools for the Deaf and Blind	11,949.65	24,305.35		36,255.00
568 Tuition To Private Residential Rehabilitative Institutions (PRRI) [In-State] and Detention Centers	64,071.32	130,319.82		194,391.14
569 Tuition – Other	53,285.77	108,382.23		161,668.00
580 Travel	349.84	148.02		497.86
Total Other Purchased Services	\$214,825.38	\$436,387.12		\$651,212.50
600 Supplies				
610 General Supplies	72.60	381.79		454.39
Total Supplies	\$72.60	\$381.79		\$454.39
Total 1230 Emotional Support	\$361,208.17	\$867,216.11		\$1,228,424.28

General Fund (10)

	<u>Elementary</u>	<u>Secondary</u>	<u>Federal</u>	<u>Total</u>
1240 Academic Support				
100 Personnel Services – Salaries				
100 Personnel Services – Salaries	382,628.88	709,773.88	338,926.43	1,431,329.19
Total Personnel Services – Salaries	\$382,628.88	\$709,773.88	\$338,926.43	\$1,431,329.19
200 Personnel Services – Employee Benefits				
210 Group Insurance – Contracted Provider	169,808.33	237,300.55		407,108.88
220 Social Security Contributions	38,061.48	66,779.51		104,840.99
230 PSERS Retirement Contributions	134,186.64	235,334.49		369,521.13
240 Tuition Reimbursement	3,399.00	4,177.00		7,576.00
260 Workers' Compensation	2,906.81	4,575.14		7,481.95
Total Personnel Services – Employee Benefits	\$348,362.26	\$548,166.69		\$896,528.95
300 Purchased Professional and Technical Services				
322 Professional Educational Services – lus	11,004.11	22,382.14		33,386.25
330 Other Professional Services	1,466.72	2,983.28		4,450.00
Total Purchased Professional and Technical Services	\$12,470.83	\$25,365.42		\$37,836.25
500 Other Purchased Services				
580 Travel	163.30	25.00		188.30
Total Other Purchased Services	\$163.30	\$25.00		\$188.30
600 Supplies				
610 General Supplies	3,609.16	1,356.77		4,965.93
640 Books and Periodicals	8,145.13	5,861.99		14,007.12
Total Supplies	\$11,754.29	\$7,218.76		\$18,973.05
800 Other Objects				
810 Dues and Fees		61.00		61.00
Total Other Objects		\$61.00		\$61.00
Total 1240 Academic Support	\$755,379.56	\$1,290,610.75	\$338,926.43	\$2,384,916.74

General Fund (10)

	<u>Elementary</u>	<u>Secondary</u>	<u>Federal</u>	<u>Total</u>
1241 Learning Support – Public				
100 Personnel Services – Salaries				
100 Personnel Services – Salaries	301,959.98	633,235.86	338,926.43	1,274,122.27
Total Personnel Services – Salaries	\$301,959.98	\$633,235.86	\$338,926.43	\$1,274,122.27
200 Personnel Services – Employee Benefits				
210 Group Insurance – Contracted Provider	151,058.56	218,520.10		369,578.66
220 Social Security Contributions	32,166.56	61,146.56		93,313.12
230 PSERS Retirement Contributions	113,341.90	215,557.00		328,898.90
240 Tuition Reimbursement	3,399.00	1,549.00		4,948.00
260 Workers' Compensation	2,479.92	4,174.74		6,654.66
Total Personnel Services – Employee Benefits	\$302,445.94	\$500,947.40		\$803,393.34
300 Purchased Professional and Technical Services				
322 Professional Educational Services – lus	11,004.11	22,382.14		33,386.25
330 Other Professional Services	1,466.72	2,983.28		4,450.00
Total Purchased Professional and Technical Services	\$12,470.83	\$25,365.42		\$37,836.25
600 Supplies				
610 General Supplies	3,609.16	1,356.77		4,965.93
640 Books and Periodicals	8,145.13	5,861.99		14,007.12
Total Supplies	\$11,754.29	\$7,218.76		\$18,973.05
Total 1241 Learning Support – Public	\$628,631.04	\$1,166,767.44	\$338,926.43	\$2,134,324.91

General Fund (10)

1243 Gifted Support

	<u>Elementary</u>	<u>Secondary</u>	<u>Federal</u>	<u>Total</u>
100 Personnel Services – Salaries				
100 Personnel Services – Salaries	80,668.90	76,538.02		157,206.92
Total Personnel Services – Salaries	\$80,668.90	\$76,538.02		\$157,206.92
200 Personnel Services – Employee Benefits				
210 Group Insurance – Contracted Provider	18,749.77	18,780.45		37,530.22
220 Social Security Contributions	5,894.92	5,632.95		11,527.87
230 PSERS Retirement Contributions	20,844.74	19,777.49		40,622.23
240 Tuition Reimbursement		2,628.00		2,628.00
260 Workers' Compensation	426.89	400.40		827.29
Total Personnel Services – Employee Benefits	\$45,916.32	\$47,219.29		\$93,135.61
500 Other Purchased Services				
580 Travel	163.30	25.00		188.30
Total Other Purchased Services	\$163.30	\$25.00		\$188.30
800 Other Objects				
810 Dues and Fees		61.00		61.00
Total Other Objects		\$61.00		\$61.00
Total 1243 Gifted Support	\$126,748.52	\$123,843.31		\$250,591.83

LEA : 114062503 Fleetwood Area SD

Printed 10/26/2016 10:47:37 AM

General Fund (10)

1260 Physical Support

600 Supplies

610 General Supplies

Total Supplies

Total 1260 Physical Support

Elementary

Secondary

Federal

Total

85.88

174.68

260.56

\$85.88

\$174.68

\$260.56

\$85.88

\$174.68

\$260.56

General Fund (10)

1270 Multi-Handicapped Support

300 Purchased Professional and Technical Services

	<u>Elementary</u>	<u>Secondary</u>	<u>Federal</u>	<u>Total</u>
330 Other Professional Services	8,671.36	17,637.39		26,308.75
Total Purchased Professional and Technical Services	\$8,671.36	\$17,637.39		\$26,308.75

500 Other Purchased Services

569 Tuition – Other	15,781.41	32,099.09		47,880.50
Total Other Purchased Services	\$15,781.41	\$32,099.09		\$47,880.50
Total 1270 Multi-Handicapped Support	\$24,452.77	\$49,736.48		\$74,189.25

General Fund (10)

1280 Early Intervention Support

300 Purchased Professional and Technical Services

322 Professional Educational Services – lus

Total Purchased Professional and Technical Services

Total 1280 Early Intervention Support

	<u>Elementary</u>	<u>Secondary</u>	<u>Federal</u>	<u>Total</u>
	1,575.00			1,575.00
	\$1,575.00			\$1,575.00
	\$1,575.00			\$1,575.00

General Fund (10)

1290 Special Programs - Other Support

100 Personnel Services – Salaries

	<u>Elementary</u>	<u>Secondary</u>	<u>Federal</u>	<u>Total</u>
100 Personnel Services – Salaries	4,202.40	11,853.38	80,638.97	96,694.75
Total Personnel Services – Salaries	\$4,202.40	\$11,853.38	\$80,638.97	\$96,694.75

200 Personnel Services – Employee Benefits

210 Group Insurance – Contracted Provider		13,883.92		13,883.92
220 Social Security Contributions	321.50	6,703.34		7,024.84
230 PSERS Retirement Contributions	1,085.90	23,899.97		24,985.87
260 Workers' Compensation		440.63		440.63
Total Personnel Services – Employee Benefits	\$1,407.40	\$44,927.86		\$46,335.26

300 Purchased Professional and Technical Services

322 Professional Educational Services – lus	40,461.49	82,297.87		122,759.36
330 Other Professional Services	85,277.23	173,452.23		258,729.46
Total Purchased Professional and Technical Services	\$125,738.72	\$255,750.10		\$381,488.82

500 Other Purchased Services

562 Tuition To Pennsylvania Charter Schools	34,245.70	69,529.17		103,774.87
567 Tuition To Approved Private Schools (APS) and PA Chartered Schools for the Deaf and Blind	15,633.34	31,797.92		47,431.26
580 Travel	215.58	438.48		654.06
591 Services Purchased Locally	784.78	1,596.23		2,381.01
594 IU Payment By Withholding for Institutionalized Children's Programs – Special Classes	3,926.31	7,986.05		11,912.36
Total Other Purchased Services	\$54,805.71	\$111,347.85		\$166,153.56

600 Supplies

610 General Supplies	195.26	397.15		592.41
Total Supplies	\$195.26	\$397.15		\$592.41
Total 1290 Special Programs - Other Support	\$186,349.49	\$424,276.34	\$80,638.97	\$691,264.80

General Fund (10)

1300 Vocational Education

	<u>Elementary</u>	<u>Secondary</u>	<u>Federal</u>	<u>Total</u>
100 Personnel Services – Salaries				
100 Personnel Services – Salaries		400,411.34		400,411.34
Total Personnel Services – Salaries		\$400,411.34		\$400,411.34
200 Personnel Services – Employee Benefits				
210 Group Insurance – Contracted Provider		76,607.17		76,607.17
220 Social Security Contributions		29,338.81		29,338.81
230 PSERS Retirement Contributions		103,466.34		103,466.34
260 Workers' Compensation		2,162.93		2,162.93
Total Personnel Services – Employee Benefits		\$211,575.25		\$211,575.25
400 Purchased Property Services				
430 Repairs and Maintenance Services		450.11		450.11
Total Purchased Property Services		\$450.11		\$450.11
500 Other Purchased Services				
561 Tuition To Other School Districts Within the State		16,990.25		16,990.25
564 Tuition To Career and Technology Centers		979,730.92		979,730.92
580 Travel		5,967.00		5,967.00
Total Other Purchased Services		\$1,002,688.17		\$1,002,688.17
600 Supplies				
610 General Supplies		20,096.81		20,096.81
640 Books and Periodicals		1,744.77		1,744.77
Total Supplies		\$21,841.58		\$21,841.58
Total 1300 Vocational Education		\$1,636,966.45		\$1,636,966.45

General Fund (10)

	<u>Elementary</u>	<u>Secondary</u>	<u>Federal</u>	<u>Total</u>
1400 Other Instructional Programs – Elementary / Secondary				
100 Personnel Services – Salaries				
100 Personnel Services – Salaries	2,704.78	18,907.72		21,612.50
Total Personnel Services – Salaries	\$2,704.78	\$18,907.72		\$21,612.50
200 Personnel Services – Employee Benefits				
220 Social Security Contributions	201.15	1,434.80		1,635.95
230 PSERS Retirement Contributions	698.93	4,885.78		5,584.71
260 Workers’ Compensation	19.08	105.55		124.63
Total Personnel Services – Employee Benefits	\$919.16	\$6,426.13		\$7,345.29
300 Purchased Professional and Technical Services				
322 Professional Educational Services – Ius	2,265.34	4,607.66		6,873.00
Total Purchased Professional and Technical Services	\$2,265.34	\$4,607.66		\$6,873.00
600 Supplies				
610 General Supplies		2,831.00		2,831.00
Total Supplies		\$2,831.00		\$2,831.00
Total 1400 Other Instructional Programs – Elementary / Secondary	\$5,889.28	\$32,772.51		\$38,661.79

General Fund (10)

1420 Summer School

100 Personnel Services – Salaries

	<u>Elementary</u>	<u>Secondary</u>	<u>Federal</u>	<u>Total</u>
100 Personnel Services – Salaries		13,406.25		13,406.25
Total Personnel Services – Salaries		\$13,406.25		\$13,406.25

200 Personnel Services – Employee Benefits

220 Social Security Contributions		1,025.65		1,025.65
230 PSERS Retirement Contributions		3,464.18		3,464.18
260 Workers’ Compensation		66.73		66.73
Total Personnel Services – Employee Benefits		\$4,556.56		\$4,556.56

600 Supplies

610 General Supplies		2,831.00		2,831.00
Total Supplies		\$2,831.00		\$2,831.00
Total 1420 Summer School		\$20,793.81		\$20,793.81

General Fund (10)

1430 Homebound Instruction

100 Personnel Services – Salaries

100 Personnel Services – Salaries

Total Personnel Services – Salaries

200 Personnel Services – Employee Benefits

220 Social Security Contributions

230 PSERS Retirement Contributions

260 Workers’ Compensation

Total Personnel Services – Employee Benefits

Total 1430 Homebound Instruction

	<u>Elementary</u>	<u>Secondary</u>	<u>Federal</u>	<u>Total</u>
100 Personnel Services – Salaries	1,590.32	3,234.68		4,825.00
Total Personnel Services – Salaries	\$1,590.32	\$3,234.68		\$4,825.00
200 Personnel Services – Employee Benefits				
220 Social Security Contributions	119.40	242.86		362.26
230 PSERS Retirement Contributions	410.95	835.86		1,246.81
260 Workers’ Compensation	19.08	38.82		57.90
Total Personnel Services – Employee Benefits	\$549.43	\$1,117.54		\$1,666.97
Total 1430 Homebound Instruction	\$2,139.75	\$4,352.22		\$6,491.97

General Fund (10)

	<u>Elementary</u>	<u>Secondary</u>	<u>Federal</u>	<u>Total</u>
1440 Alternative Regular Education Programs				
300 <u>Purchased Professional and Technical Services</u>				
322 Professional Educational Services – lus	2,265.34	4,607.66		6,873.00
Total Purchased Professional and Technical Services	\$2,265.34	\$4,607.66		\$6,873.00
Total 1440 Alternative Regular Education Programs	\$2,265.34	\$4,607.66		\$6,873.00

General Fund (10)

	<u>Elementary</u>	<u>Secondary</u>	<u>Federal</u>	<u>Total</u>
1442 Alternative Education Programs				
300 <u>Purchased Professional and Technical Services</u>				
322 Professional Educational Services – lus	2,265.34	4,607.66		6,873.00
Total Purchased Professional and Technical Services	\$2,265.34	\$4,607.66		\$6,873.00
Total 1442 Alternative Education Programs	\$2,265.34	\$4,607.66		\$6,873.00

General Fund (10)

	<u>Elementary</u>	<u>Secondary</u>	<u>Federal</u>	<u>Total</u>
1490 Additional Other Instructional Programs				
100 Personnel Services – Salaries				
100 Personnel Services – Salaries	1,114.46	2,266.79		3,381.25
Total Personnel Services – Salaries	\$1,114.46	\$2,266.79		\$3,381.25
200 Personnel Services – Employee Benefits				
220 Social Security Contributions	81.75	166.29		248.04
230 PSERS Retirement Contributions	287.98	585.74		873.72
Total Personnel Services – Employee Benefits	\$369.73	\$752.03		\$1,121.76
Total 1490 Additional Other Instructional Programs	\$1,484.19	\$3,018.82		\$4,503.01

LEA : 114062503 Fleetwood Area SD

Printed 10/26/2016 10:47:37 AM

General Fund (10)

1500 Nonpublic School Programs

Elementary

Secondary

Federal

Total

500 Other Purchased Services

591 Services Purchased Locally

3,541.81

3,541.81

Total Other Purchased Services

\$3,541.81

\$3,541.81

Total 1500 Nonpublic School Programs

\$3,541.81

\$3,541.81

General Fund (10)

2000 Support Services

Total

100 Personnel Services – Salaries

100 Personnel Services – Salaries 4,601,378.68

Total Personnel Services – Salaries \$4,601,378.68

200 Personnel Services – Employee Benefits

210 Group Insurance – Contracted Provider 1,204,315.15

220 Social Security Contributions 337,151.88

230 PSERS Retirement Contributions 1,167,943.75

240 Tuition Reimbursement 31,751.40

260 Workers' Compensation 24,262.32

Total Personnel Services – Employee Benefits \$2,765,424.50

300 Purchased Professional and Technical Services

322 Professional Educational Services – Ius 843.67

324 Professional Educational Services – Employee Training and Development Services 203.95

330 Other Professional Services 144,907.79

340 Technical Services 108,689.93

Total Purchased Professional and Technical Services \$254,645.34

400 Purchased Property Services

410 Cleaning Services 52,687.15

420 Utility Services 506,390.59

430 Repairs and Maintenance Services 258,159.88

440 Rentals 181,039.94

460 Extermination Services 5,577.96

Total Purchased Property Services \$1,003,855.52

500 Other Purchased Services

513 Contracted Carriers 1,681,995.21

516 Student Transportation Services From the IU 54,073.80

520 Insurance – General 16,276.56

523 General Property and Liability Insurance 83,115.00

530 Communications 54,543.18

549 Other Advertising/Public Relations 2,049.60

550 Printing and Binding 299.50

580 Travel 16,063.79

591 Services Purchased Locally 58,696.81

595 IU Payments By Withholding 29,556.62

Total Other Purchased Services \$1,996,670.07

600 Supplies

610 General Supplies 499,261.27

620 Energy 159,873.65

630 Food 92.87

640 Books and Periodicals 64,074.68

Total Supplies \$723,302.47

700 Property

760 Equipment – Replacement 73,914.26

LEA : 114062503 Fleetwood Area SD

Printed 10/26/2016 10:47:42 AM

General Fund (10)

2000 Support Services

	<u>Total</u>
Total Property	\$73,914.26
800 <u>Other Objects</u>	
810 Dues and Fees	50,732.96
Total Other Objects	\$50,732.96
Total 2000 Support Services	\$11,469,923.80

General Fund (10)

2100 Support Services – Students

100 Personnel Services – Salaries

	<u>Elementary</u>	<u>Secondary</u>	<u>Federal</u>	<u>Total</u>
100 Personnel Services – Salaries	281,378.26	421,239.45		702,887.71
Total Personnel Services – Salaries	\$281,378.26	\$421,239.45		\$702,887.71

200 Personnel Services – Employee Benefits

210 Group Insurance – Contracted Provider	64,164.52	72,561.22		136,725.74
220 Social Security Contributions	20,982.29	31,549.13		52,552.08
230 PSERS Retirement Contributions	73,305.10	109,159.79		182,464.89
240 Tuition Reimbursement	399.00	595.00		994.00
260 Workers' Compensation	1,416.36	2,232.37		3,648.73
Total Personnel Services – Employee Benefits	\$160,267.27	\$216,097.51		\$376,385.44

300 Purchased Professional and Technical Services

322 Professional Educational Services – lus	230.72	469.28		700.00
330 Other Professional Services	9,547.74	34,264.38		43,812.12
340 Technical Services				49,981.21
Total Purchased Professional and Technical Services	\$9,778.46	\$34,733.66		\$94,493.33

500 Other Purchased Services

580 Travel	288.73	736.40		1,025.13
Total Other Purchased Services	\$288.73	\$736.40		\$1,025.13

600 Supplies

610 General Supplies	2,222.99	4,507.34		6,730.33
640 Books and Periodicals		102.29		102.29
Total Supplies	\$2,222.99	\$4,609.63		\$6,832.62

800 Other Objects

810 Dues and Fees		4,963.50		4,963.50
Total Other Objects		\$4,963.50		\$4,963.50

Total 2100 Support Services – Students

	\$453,935.71	\$682,380.15		\$1,186,587.73
--	---------------------	---------------------	--	-----------------------

General Fund (10)

2120 Guidance Services

	<u>Elementary</u>	<u>Secondary</u>	<u>Federal</u>	<u>Total</u>
100 Personnel Services – Salaries				
100 Personnel Services – Salaries	240,484.57	338,062.49		578,547.06
Total Personnel Services – Salaries	\$240,484.57	\$338,062.49		\$578,547.06
200 Personnel Services – Employee Benefits				
210 Group Insurance – Contracted Provider	58,549.71	61,140.79		119,690.50
220 Social Security Contributions	17,904.37	25,288.70		43,193.07
230 PSERS Retirement Contributions	62,738.15	87,666.82		150,404.97
240 Tuition Reimbursement	399.00	595.00		994.00
260 Workers' Compensation	1,206.11	1,804.73		3,010.84
Total Personnel Services – Employee Benefits	\$140,797.34	\$176,496.04		\$317,293.38
300 Purchased Professional and Technical Services				
330 Other Professional Services	213.75	15,279.25		15,493.00
Total Purchased Professional and Technical Services	\$213.75	\$15,279.25		\$15,493.00
500 Other Purchased Services				
580 Travel		149.13		149.13
Total Other Purchased Services		\$149.13		\$149.13
600 Supplies				
610 General Supplies	115.90	221.56		337.46
640 Books and Periodicals		102.29		102.29
Total Supplies	\$115.90	\$323.85		\$439.75
800 Other Objects				
810 Dues and Fees		4,963.50		4,963.50
Total Other Objects		\$4,963.50		\$4,963.50
Total 2120 Guidance Services	\$381,611.56	\$535,274.26		\$916,885.82

General Fund (10)

2140 Psychological Services

	<u>Elementary</u>	<u>Secondary</u>	<u>Federal</u>	<u>Total</u>
100 Personnel Services – Salaries				
100 Personnel Services – Salaries	40,893.69	83,176.96		124,070.65
Total Personnel Services – Salaries	\$40,893.69	\$83,176.96		\$124,070.65
200 Personnel Services – Employee Benefits				
210 Group Insurance – Contracted Provider	5,614.81	11,420.43		17,035.24
220 Social Security Contributions	3,077.92	6,260.43		9,338.35
230 PSERS Retirement Contributions	10,566.95	21,492.97		32,059.92
260 Workers' Compensation	210.25	427.64		637.89
Total Personnel Services – Employee Benefits	\$19,469.93	\$39,601.47		\$59,071.40
300 Purchased Professional and Technical Services				
322 Professional Educational Services – lus	230.72	469.28		700.00
330 Other Professional Services	9,333.99	18,985.13		28,319.12
Total Purchased Professional and Technical Services	\$9,564.71	\$19,454.41		\$29,019.12
500 Other Purchased Services				
580 Travel	288.73	587.27		876.00
Total Other Purchased Services	\$288.73	\$587.27		\$876.00
600 Supplies				
610 General Supplies	2,107.09	4,285.78		6,392.87
Total Supplies	\$2,107.09	\$4,285.78		\$6,392.87
Total 2140 Psychological Services	\$72,324.15	\$147,105.89		\$219,430.04

General Fund (10)

2170 Student Accounting Services

Elementary

Secondary

Federal

Total

100 Personnel Services – Salaries

100 Personnel Services – Salaries

270.00

Total Personnel Services – Salaries

\$270.00

200 Personnel Services – Employee Benefits

220 Social Security Contributions

20.66

Total Personnel Services – Employee Benefits

\$20.66

300 Purchased Professional and Technical Services

340 Technical Services

49,981.21

Total Purchased Professional and Technical Services

\$49,981.21

Total 2170 Student Accounting Services

\$50,271.87

LEA : 114062503 Fleetwood Area SD

Printed 10/26/2016 10:47:42 AM

Page - 7 of 47

General Fund (10)

	<u>Elementary</u>	<u>Secondary</u>	<u>Federal</u>	<u>Total</u>
2200 Support Services – Instructional Staff				
100 Personnel Services – Salaries				
100 Personnel Services – Salaries	200,362.00	311,818.06		512,180.06
Total Personnel Services – Salaries	\$200,362.00	\$311,818.06		\$512,180.06
200 Personnel Services – Employee Benefits				
210 Group Insurance – Contracted Provider	35,894.52	43,025.35		78,919.87
220 Social Security Contributions	14,877.61	23,379.95		38,257.56
230 PSERS Retirement Contributions	50,658.20	78,305.52		128,963.72
240 Tuition Reimbursement		2,628.00		2,628.00
260 Workers' Compensation	1,093.69	1,678.67		2,772.36
Total Personnel Services – Employee Benefits	\$102,524.02	\$149,017.49		\$251,541.51
300 Purchased Professional and Technical Services				
322 Professional Educational Services – lus			143.67	143.67
340 Technical Services	8,321.58	16,925.92		25,247.50
Total Purchased Professional and Technical Services	\$8,321.58	\$16,925.92	\$143.67	\$25,391.17
400 Purchased Property Services				
430 Repairs and Maintenance Services	1,111.17	2,260.09		3,371.26
440 Rentals	58,567.06	118,908.88		177,475.94
Total Purchased Property Services	\$59,678.23	\$121,168.97		\$180,847.20
500 Other Purchased Services				
530 Communications	2,237.58	4,551.18		6,788.76
580 Travel	1,793.24	3,464.50		5,257.74
591 Services Purchased Locally	4,199.76	8,542.24		12,742.00
Total Other Purchased Services	\$8,230.58	\$16,557.92		\$24,788.50
600 Supplies				
610 General Supplies	128,411.69	261,582.13	611.49	390,605.31
640 Books and Periodicals	25,120.81	36,978.31		62,099.12
Total Supplies	\$153,532.50	\$298,560.44	\$611.49	\$452,704.43
700 Property				
760 Equipment – Replacement	11,993.97	24,395.50		36,389.47
Total Property	\$11,993.97	\$24,395.50		\$36,389.47
800 Other Objects				
810 Dues and Fees	3,154.54	6,493.55		9,648.09
Total Other Objects	\$3,154.54	\$6,493.55		\$9,648.09
Total 2200 Support Services – Instructional Staff	\$547,797.42	\$944,937.85	\$755.16	\$1,493,490.43

General Fund (10)

	<u>Elementary</u>	<u>Secondary</u>	<u>Federal</u>	<u>Total</u>
2210 Supervision of Educational Media Services				
400 <u>Purchased Property Services</u>				
440 Rentals	58,567.06	118,908.88		177,475.94
Total Purchased Property Services	\$58,567.06	\$118,908.88		\$177,475.94
600 <u>Supplies</u>				
610 General Supplies	9,942.77	20,186.83		30,129.60
Total Supplies	\$9,942.77	\$20,186.83		\$30,129.60
Total 2210 Supervision of Educational Media Services	\$68,509.83	\$139,095.71		\$207,605.54

General Fund (10)

2219 Supervision of Educational Media Services – All Other Supervision

400 Purchased Property Services

	<u>Elementary</u>	<u>Secondary</u>	<u>Federal</u>	<u>Total</u>
440 Rentals	58,567.06	118,908.88		177,475.94
Total Purchased Property Services	\$58,567.06	\$118,908.88		\$177,475.94

600 Supplies

610 General Supplies	9,942.77	20,186.83		30,129.60
Total Supplies	\$9,942.77	\$20,186.83		\$30,129.60
Total 2219 Supervision of Educational Media Services – All Other Supervision	\$68,509.83	\$139,095.71		\$207,605.54

LEA : 114062503 Fleetwood Area SD

Printed 10/26/2016 10:47:42 AM

Page - 10 of 47

General Fund (10)**2240 Computer-Assisted Instruction Support Services**

	<u>Elementary</u>	<u>Secondary</u>	<u>Federal</u>	<u>Total</u>
100 Personnel Services – Salaries				
100 Personnel Services – Salaries	31,066.74	63,189.14		94,255.88
Total Personnel Services – Salaries	\$31,066.74	\$63,189.14		\$94,255.88
200 Personnel Services – Employee Benefits				
210 Group Insurance – Contracted Provider	6,552.12	13,326.87		19,878.99
220 Social Security Contributions	2,275.96	4,629.25		6,905.21
230 PSERS Retirement Contributions	7,686.93	15,635.07		23,322.00
260 Workers' Compensation	166.26	338.16		504.42
Total Personnel Services – Employee Benefits	\$16,681.27	\$33,929.35		\$50,610.62
300 Purchased Professional and Technical Services				
340 Technical Services	8,321.58	16,925.92		25,247.50
Total Purchased Professional and Technical Services	\$8,321.58	\$16,925.92		\$25,247.50
400 Purchased Property Services				
430 Repairs and Maintenance Services	1,111.17	2,260.09		3,371.26
Total Purchased Property Services	\$1,111.17	\$2,260.09		\$3,371.26
500 Other Purchased Services				
530 Communications	2,237.58	4,551.18		6,788.76
580 Travel	147.59	300.20		447.79
Total Other Purchased Services	\$2,385.17	\$4,851.38		\$7,236.55
600 Supplies				
610 General Supplies	118,088.39	240,189.49	611.49	358,889.37
640 Books and Periodicals	13,500.64	27,460.04		40,960.68
Total Supplies	\$131,589.03	\$267,649.53	\$611.49	\$399,850.05
700 Property				
760 Equipment – Replacement	11,993.97	24,395.50		36,389.47
Total Property	\$11,993.97	\$24,395.50		\$36,389.47
800 Other Objects				
810 Dues and Fees	2,237.70	4,551.44		6,789.14
Total Other Objects	\$2,237.70	\$4,551.44		\$6,789.14
Total 2240 Computer-Assisted Instruction Support Services	\$205,386.63	\$417,752.35	\$611.49	\$623,750.47

General Fund (10)

	<u>Elementary</u>	<u>Secondary</u>	<u>Federal</u>	<u>Total</u>
2250 School Library Services				
100 Personnel Services – Salaries				
100 Personnel Services – Salaries	97,554.44	102,709.52		200,263.96
Total Personnel Services – Salaries	\$97,554.44	\$102,709.52		\$200,263.96
200 Personnel Services – Employee Benefits				
210 Group Insurance – Contracted Provider	20,499.79	11,712.81		32,212.60
220 Social Security Contributions	7,194.54	7,752.73		14,947.27
230 PSERS Retirement Contributions	25,208.01	26,540.32		51,748.33
240 Tuition Reimbursement		2,628.00		2,628.00
260 Workers' Compensation	554.48	581.94		1,136.42
Total Personnel Services – Employee Benefits	\$53,456.82	\$49,215.80		\$102,672.62
500 Other Purchased Services				
580 Travel	89.94			89.94
Total Other Purchased Services	\$89.94			\$89.94
600 Supplies				
610 General Supplies	177.56	792.98		970.54
640 Books and Periodicals	11,620.17	9,518.27		21,138.44
Total Supplies	\$11,797.73	\$10,311.25		\$22,108.98
800 Other Objects				
810 Dues and Fees	230.00	545.10		775.10
Total Other Objects	\$230.00	\$545.10		\$775.10
Total 2250 School Library Services	\$163,128.93	\$162,781.67		\$325,910.60

General Fund (10)

2260 Instruction and Curriculum Development Services

	<u>Elementary</u>	<u>Secondary</u>	<u>Federal</u>	<u>Total</u>
100 Personnel Services – Salaries				
100 Personnel Services – Salaries	49,132.23	99,933.99		149,066.22
Total Personnel Services – Salaries	\$49,132.23	\$99,933.99		\$149,066.22
200 Personnel Services – Employee Benefits				
210 Group Insurance – Contracted Provider	8,842.61	17,985.67		26,828.28
220 Social Security Contributions	3,678.85	7,482.71		11,161.56
230 PSERS Retirement Contributions	12,304.00	25,026.10		37,330.10
260 Workers' Compensation	303.08	616.46		919.54
Total Personnel Services – Employee Benefits	\$25,128.54	\$51,110.94		\$76,239.48
500 Other Purchased Services				
580 Travel	213.32	433.89		647.21
Total Other Purchased Services	\$213.32	\$433.89		\$647.21
600 Supplies				
610 General Supplies	202.97	412.83		615.80
Total Supplies	\$202.97	\$412.83		\$615.80
Total 2260 Instruction and Curriculum Development Services	\$74,677.06	\$151,891.65		\$226,568.71

General Fund (10)

	<u>Elementary</u>	<u>Secondary</u>	<u>Federal</u>	<u>Total</u>
2270 Instructional Staff Professional Development Services				
100 Personnel Services – Salaries				
100 Personnel Services – Salaries	22,608.59	45,985.41		68,594.00
Total Personnel Services – Salaries	\$22,608.59	\$45,985.41		\$68,594.00
200 Personnel Services – Employee Benefits				
220 Social Security Contributions	1,728.26	3,515.26		5,243.52
230 PSERS Retirement Contributions	5,459.26	11,104.03		16,563.29
260 Workers’ Compensation	69.87	142.11		211.98
Total Personnel Services – Employee Benefits	\$7,257.39	\$14,761.40		\$22,018.79
500 Other Purchased Services				
580 Travel	1,342.39	2,730.41		4,072.80
Total Other Purchased Services	\$1,342.39	\$2,730.41		\$4,072.80
800 Other Objects				
810 Dues and Fees	686.84	1,397.01		2,083.85
Total Other Objects	\$686.84	\$1,397.01		\$2,083.85
Total 2270 Instructional Staff Professional Development Services	\$31,895.21	\$64,874.23		\$96,769.44

General Fund (10)

2280 Nonpublic Support Services

Elementary

Secondary

Federal

Total

300 Purchased Professional and Technical Services

322 Professional Educational Services – Ius

143.67

143.67

Total Purchased Professional and Technical Services

\$143.67

\$143.67

Total 2280 Nonpublic Support Services

\$143.67

\$143.67

General Fund (10)

2290 Other Instructional Staff Services

500 Other Purchased Services

591 Services Purchased Locally

Total Other Purchased Services

Total 2290 Other Instructional Staff Services

Elementary

Secondary

Federal

Total

4,199.76

8,542.24

12,742.00

\$4,199.76

\$8,542.24

\$12,742.00

\$4,199.76

\$8,542.24

\$12,742.00

General Fund (10)

	<u>Elementary</u>	<u>Secondary</u>	<u>Federal</u>	<u>Total</u>
2300 Support Services – Administration				
100 Personnel Services – Salaries				
100 Personnel Services – Salaries	531,082.14	504,290.14		1,463,819.81
Total Personnel Services – Salaries	\$531,082.14	\$504,290.14		\$1,463,819.81
200 Personnel Services – Employee Benefits				
210 Group Insurance – Contracted Provider	115,496.80	120,714.40		288,193.08
220 Social Security Contributions	39,379.06	37,535.39		104,675.49
230 PSERS Retirement Contributions	133,105.11	125,390.20		366,389.82
240 Tuition Reimbursement	3,236.63	11,852.62		25,991.67
260 Workers' Compensation	2,717.32	2,474.11		7,162.01
Total Personnel Services – Employee Benefits	\$293,934.92	\$297,966.72		\$792,412.07
300 Purchased Professional and Technical Services				
330 Other Professional Services				100,266.67
Total Purchased Professional and Technical Services				\$100,266.67
400 Purchased Property Services				
430 Repairs and Maintenance Services	1,458.00			1,458.00
Total Purchased Property Services	\$1,458.00			\$1,458.00
500 Other Purchased Services				
520 Insurance – General				16,276.56
530 Communications				49.00
549 Other Advertising/Public Relations				2,049.60
550 Printing and Binding		22.00		113.50
580 Travel		720.66		3,228.36
591 Services Purchased Locally				45,929.70
Total Other Purchased Services		\$742.66		\$67,646.72
600 Supplies				
610 General Supplies	1,806.30	2,669.00		5,577.92
630 Food				92.87
640 Books and Periodicals				1,695.38
Total Supplies	\$1,806.30	\$2,669.00		\$7,366.17
800 Other Objects				
810 Dues and Fees	2,157.50	1,487.50		22,477.21
Total Other Objects	\$2,157.50	\$1,487.50		\$22,477.21
Total 2300 Support Services – Administration	\$830,438.86	\$807,156.02		\$2,455,446.65

General Fund (10)

2310 Board Services

Elementary

Secondary

Federal

Total

300 Purchased Professional and Technical Services

330 Other Professional Services

30,740.00

Total Purchased Professional and Technical Services

\$30,740.00

500 Other Purchased Services

520 Insurance – General

15,145.00

549 Other Advertising/Public Relations

985.70

550 Printing and Binding

47.50

Total Other Purchased Services

\$16,178.20

600 Supplies

610 General Supplies

73.70

Total Supplies

\$73.70

800 Other Objects

810 Dues and Fees

11,535.15

Total Other Objects

\$11,535.15

Total 2310 Board Services

\$58,527.05

General Fund (10)

2320 Board Treasurer Services

Elementary

Secondary

Federal

Total

500 Other Purchased Services

520 Insurance - General

1,131.56

Total Other Purchased Services

\$1,131.56

Total 2320 Board Treasurer Services

\$1,131.56

General Fund (10)

	<u>Elementary</u>	<u>Secondary</u>	<u>Federal</u>	<u>Total</u>
2330 Tax Assessment and Collection Services				
100 Personnel Services – Salaries				
100 Personnel Services – Salaries				6,899.88
Total Personnel Services – Salaries				\$6,899.88
200 Personnel Services – Employee Benefits				
220 Social Security Contributions				527.86
260 Workers’ Compensation				36.31
Total Personnel Services – Employee Benefits				\$564.17
500 Other Purchased Services				
530 Communications				49.00
591 Services Purchased Locally				44,839.70
Total Other Purchased Services				\$44,888.70
600 Supplies				
610 General Supplies				229.72
Total Supplies				\$229.72
800 Other Objects				
810 Dues and Fees				288.48
Total Other Objects				\$288.48
Total 2330 Tax Assessment and Collection Services				\$52,870.95

LEA : 114062503 Fleetwood Area SD

Printed 10/26/2016 10:47:42 AM

General Fund (10)

2350 Legal and Accounting Services

Elementary

Secondary

Federal

Total

300 Purchased Professional and Technical Services

330 Other Professional Services

69,526.67

Total Purchased Professional and Technical Services

\$69,526.67

Total 2350 Legal and Accounting Services

\$69,526.67

General Fund (10)

2360 Office of the Superintendent / Executive Director Services

Elementary

Secondary

Federal

Total

100 Personnel Services – Salaries

100 Personnel Services – Salaries

421,547.65

Total Personnel Services – Salaries

\$421,547.65

200 Personnel Services – Employee Benefits

210 Group Insurance – Contracted Provider

51,981.88

220 Social Security Contributions

27,233.18

230 PSERS Retirement Contributions

107,894.51

240 Tuition Reimbursement

10,902.42

260 Workers' Compensation

1,934.27

Total Personnel Services – Employee Benefits

\$199,946.26

500 Other Purchased Services

549 Other Advertising/Public Relations

1,063.90

550 Printing and Binding

44.00

580 Travel

2,507.70

591 Services Purchased Locally

1,090.00

Total Other Purchased Services

\$4,705.60

600 Supplies

610 General Supplies

799.20

630 Food

92.87

640 Books and Periodicals

1,695.38

Total Supplies

\$2,587.45

800 Other Objects

810 Dues and Fees

7,008.58

Total Other Objects

\$7,008.58

Total 2360 Office of the Superintendent / Executive Director Services

\$635,795.54

General Fund (10)

2380 Office of the Principal Services

	<u>Elementary</u>	<u>Secondary</u>	<u>Federal</u>	<u>Total</u>
100 Personnel Services – Salaries				
100 Personnel Services – Salaries	531,082.14	504,290.14		1,035,372.28
Total Personnel Services – Salaries	\$531,082.14	\$504,290.14		\$1,035,372.28
200 Personnel Services – Employee Benefits				
210 Group Insurance – Contracted Provider	115,496.80	120,714.40		236,211.20
220 Social Security Contributions	39,379.06	37,535.39		76,914.45
230 PSERS Retirement Contributions	133,105.11	125,390.20		258,495.31
240 Tuition Reimbursement	3,236.63	11,852.62		15,089.25
260 Workers' Compensation	2,717.32	2,474.11		5,191.43
Total Personnel Services – Employee Benefits	\$293,934.92	\$297,966.72		\$591,901.64
400 Purchased Property Services				
430 Repairs and Maintenance Services	1,458.00			1,458.00
Total Purchased Property Services	\$1,458.00			\$1,458.00
500 Other Purchased Services				
550 Printing and Binding		22.00		22.00
580 Travel		720.66		720.66
Total Other Purchased Services		\$742.66		\$742.66
600 Supplies				
610 General Supplies	1,806.30	2,669.00		4,475.30
Total Supplies	\$1,806.30	\$2,669.00		\$4,475.30
800 Other Objects				
810 Dues and Fees	2,157.50	1,487.50		3,645.00
Total Other Objects	\$2,157.50	\$1,487.50		\$3,645.00
Total 2380 Office of the Principal Services	\$830,438.86	\$807,156.02		\$1,637,594.88

General Fund (10)

	<u>Elementary</u>	<u>Secondary</u>	<u>Federal</u>	<u>Total</u>
2400 Support Services – Pupil Health				
100 Personnel Services – Salaries				
100 Personnel Services – Salaries				305,534.25
Total Personnel Services – Salaries				\$305,534.25
200 Personnel Services – Employee Benefits				
210 Group Insurance – Contracted Provider				103,722.00
220 Social Security Contributions				22,006.07
230 PSERS Retirement Contributions				78,097.07
240 Tuition Reimbursement				740.00
260 Workers' Compensation				1,558.41
Total Personnel Services – Employee Benefits				\$206,123.55
300 Purchased Professional and Technical Services				
330 Other Professional Services				829.00
Total Purchased Professional and Technical Services				\$829.00
400 Purchased Property Services				
430 Repairs and Maintenance Services				597.50
Total Purchased Property Services				\$597.50
500 Other Purchased Services				
580 Travel				1,582.02
Total Other Purchased Services				\$1,582.02
600 Supplies				
610 General Supplies				9,020.20
640 Books and Periodicals				43.89
Total Supplies				\$9,064.09
700 Property				
760 Equipment – Replacement				8,181.70
Total Property				\$8,181.70
Total 2400 Support Services – Pupil Health				\$531,912.11

General Fund (10)

2420 Medical Services

Elementary

Secondary

Federal

Total

300 Purchased Professional and Technical Services

330 Other Professional Services

299.00

Total Purchased Professional and Technical Services

\$299.00

Total 2420 Medical Services

\$299.00

LEA : 114062503 Fleetwood Area SD

Printed 10/26/2016 10:47:42 AM

General Fund (10)

2430 Dental Services

Elementary

Secondary

Federal

Total

300 Purchased Professional and Technical Services

330 Other Professional Services

530.00

Total Purchased Professional and Technical Services

\$530.00

Total 2430 Dental Services

\$530.00

LEA : 114062503 Fleetwood Area SD

Printed 10/26/2016 10:47:42 AM

General Fund (10)

2440 Nursing Services

	<u>Elementary</u>	<u>Secondary</u>	<u>Federal</u>	<u>Total</u>
--	-------------------	------------------	----------------	--------------

100 Personnel Services – Salaries

100 Personnel Services – Salaries				305,534.25
-----------------------------------	--	--	--	------------

Total Personnel Services – Salaries				\$305,534.25
--	--	--	--	---------------------

200 Personnel Services – Employee Benefits

210 Group Insurance – Contracted Provider				103,722.00
---	--	--	--	------------

220 Social Security Contributions				22,006.07
-----------------------------------	--	--	--	-----------

230 PSERS Retirement Contributions				78,097.07
------------------------------------	--	--	--	-----------

240 Tuition Reimbursement				740.00
---------------------------	--	--	--	--------

260 Workers' Compensation				1,558.41
---------------------------	--	--	--	----------

Total Personnel Services – Employee Benefits				\$206,123.55
---	--	--	--	---------------------

400 Purchased Property Services

430 Repairs and Maintenance Services				597.50
--------------------------------------	--	--	--	--------

Total Purchased Property Services				\$597.50
--	--	--	--	-----------------

500 Other Purchased Services

580 Travel				1,582.02
------------	--	--	--	----------

Total Other Purchased Services				\$1,582.02
---------------------------------------	--	--	--	-------------------

600 Supplies

610 General Supplies				9,020.20
----------------------	--	--	--	----------

640 Books and Periodicals				43.89
---------------------------	--	--	--	-------

Total Supplies				\$9,064.09
-----------------------	--	--	--	-------------------

700 Property

760 Equipment – Replacement				8,181.70
-----------------------------	--	--	--	----------

Total Property				\$8,181.70
-----------------------	--	--	--	-------------------

Total 2440 Nursing Services				\$531,083.11
------------------------------------	--	--	--	---------------------

General Fund (10)

2500 Support Services – Business

Elementary

Secondary

Federal

Total

100 Personnel Services – Salaries

100 Personnel Services – Salaries

240,281.54

Total Personnel Services – Salaries

\$240,281.54

200 Personnel Services – Employee Benefits

210 Group Insurance – Contracted Provider

68,282.67

220 Social Security Contributions

17,645.16

230 PSERS Retirement Contributions

60,284.37

240 Tuition Reimbursement

1,397.73

260 Workers' Compensation

1,522.10

Total Personnel Services – Employee Benefits

\$149,132.03

300 Purchased Professional and Technical Services

324 Professional Educational Services – Employee Training and Development Services

203.95

340 Technical Services

30,161.22

Total Purchased Professional and Technical Services

\$30,365.17

400 Purchased Property Services

440 Rentals

3,564.00

Total Purchased Property Services

\$3,564.00

500 Other Purchased Services

530 Communications

20,785.82

550 Printing and Binding

186.00

580 Travel

659.05

591 Services Purchased Locally

10.00

Total Other Purchased Services

\$21,640.87

600 Supplies

610 General Supplies

609.39

640 Books and Periodicals

134.00

Total Supplies

\$743.39

800 Other Objects

810 Dues and Fees

8,222.31

Total Other Objects

\$8,222.31

Total 2500 Support Services – Business

\$453,949.31

General Fund (10)

	<u>Elementary</u>	<u>Secondary</u>	<u>Federal</u>	<u>Total</u>
2510 Fiscal Services				
100 Personnel Services – Salaries				
100 Personnel Services – Salaries				240,281.54
Total Personnel Services – Salaries				\$240,281.54
200 Personnel Services – Employee Benefits				
210 Group Insurance – Contracted Provider				68,282.67
220 Social Security Contributions				17,645.16
230 PSERS Retirement Contributions				60,284.37
240 Tuition Reimbursement				1,397.73
260 Workers' Compensation				1,522.10
Total Personnel Services – Employee Benefits				\$149,132.03
300 Purchased Professional and Technical Services				
324 Professional Educational Services – Employee Training and Development Services				203.95
340 Technical Services				30,161.22
Total Purchased Professional and Technical Services				\$30,365.17
400 Purchased Property Services				
440 Rentals				3,564.00
Total Purchased Property Services				\$3,564.00
500 Other Purchased Services				
530 Communications				20,785.82
550 Printing and Binding				186.00
580 Travel				659.05
591 Services Purchased Locally				10.00
Total Other Purchased Services				\$21,640.87
600 Supplies				
610 General Supplies				609.39
640 Books and Periodicals				134.00
Total Supplies				\$743.39
800 Other Objects				
810 Dues and Fees				8,222.31
Total Other Objects				\$8,222.31
Total 2510 Fiscal Services				\$453,949.31

General Fund (10)

	<u>Elementary</u>	<u>Secondary</u>	<u>Federal</u>	<u>Total</u>
2511 Supervision of Fiscal Services - Head of Component				
100 Personnel Services – Salaries				
100 Personnel Services – Salaries				117,089.08
Total Personnel Services – Salaries				\$117,089.08
200 Personnel Services – Employee Benefits				
210 Group Insurance – Contracted Provider				19,878.99
220 Social Security Contributions				8,609.08
230 PSERS Retirement Contributions				29,222.18
Total Personnel Services – Employee Benefits				\$57,710.25
Total 2511 Supervision of Fiscal Services - Head of Component				\$174,799.33

General Fund (10)

2514 Payroll Services

Elementary

Secondary

Federal

Total

100 Personnel Services – Salaries

100 Personnel Services – Salaries

34,944.00

Total Personnel Services – Salaries

\$34,944.00

200 Personnel Services – Employee Benefits

210 Group Insurance – Contracted Provider

14,254.28

220 Social Security Contributions

2,580.92

230 PSERS Retirement Contributions

9,029.54

Total Personnel Services – Employee Benefits

\$25,864.74

Total 2514 Payroll Services

\$60,808.74

General Fund (10)

2519 Other Fiscal Services

Elementary Secondary Federal Total

100	<u>Personnel Services – Salaries</u>			
	100 Personnel Services – Salaries			88,248.46
Total Personnel Services – Salaries				\$88,248.46
200	<u>Personnel Services – Employee Benefits</u>			
	210 Group Insurance – Contracted Provider			34,149.40
	220 Social Security Contributions			6,455.16
	230 PSERS Retirement Contributions			22,032.65
	240 Tuition Reimbursement			1,397.73
	260 Workers' Compensation			1,522.10
Total Personnel Services – Employee Benefits				\$65,557.04
300	<u>Purchased Professional and Technical Services</u>			
	324 Professional Educational Services – Employee Training and Development Services			203.95
	340 Technical Services			30,161.22
Total Purchased Professional and Technical Services				\$30,365.17
400	<u>Purchased Property Services</u>			
	440 Rentals			3,564.00
Total Purchased Property Services				\$3,564.00
500	<u>Other Purchased Services</u>			
	530 Communications			20,785.82
	550 Printing and Binding			186.00
	580 Travel			659.05
	591 Services Purchased Locally			10.00
Total Other Purchased Services				\$21,640.87
600	<u>Supplies</u>			
	610 General Supplies			609.39
	640 Books and Periodicals			134.00
Total Supplies				\$743.39
800	<u>Other Objects</u>			
	810 Dues and Fees			8,222.31
Total Other Objects				\$8,222.31
Total 2519 Other Fiscal Services				\$218,341.24

General Fund (10)

2600 Operation and Maintenance of Plant Services

	<u>Elementary</u>	<u>Secondary</u>	<u>Federal</u>	<u>Total</u>
100 Personnel Services – Salaries				
100 Personnel Services – Salaries				1,177,902.93
Total Personnel Services – Salaries				\$1,177,902.93
200 Personnel Services – Employee Benefits				
210 Group Insurance – Contracted Provider				447,088.00
220 Social Security Contributions				87,531.90
230 PSERS Retirement Contributions				301,760.01
260 Workers' Compensation				6,834.22
Total Personnel Services – Employee Benefits				\$843,214.13
400 Purchased Property Services				
410 Cleaning Services				52,687.15
420 Utility Services				506,390.59
430 Repairs and Maintenance Services				245,318.73
460 Extermination Services				5,577.96
Total Purchased Property Services				\$809,974.43
500 Other Purchased Services				
523 General Property and Liability Insurance				83,115.00
530 Communications				26,919.60
580 Travel				4,311.49
591 Services Purchased Locally				15.11
Total Other Purchased Services				\$114,361.20
600 Supplies				
610 General Supplies	28,582.29	58,135.83		86,718.12
620 Energy				159,873.65
Total Supplies	\$28,582.29	\$58,135.83		\$246,591.77
700 Property				
760 Equipment – Replacement				29,343.09
Total Property				\$29,343.09
800 Other Objects				
810 Dues and Fees				5,421.85
Total Other Objects				\$5,421.85
Total 2600 Operation and Maintenance of Plant Services	\$28,582.29	\$58,135.83		\$3,226,809.40

General Fund (10)

2610 Supervision of Operation and Maintenance of Plant Services

Elementary

Secondary

Federal

Total

100 Personnel Services – Salaries

100 Personnel Services – Salaries

77,945.04

Total Personnel Services – Salaries

\$77,945.04

200 Personnel Services – Employee Benefits

210 Group Insurance – Contracted Provider

19,878.99

220 Social Security Contributions

5,812.51

230 PSERS Retirement Contributions

19,107.40

Total Personnel Services – Employee Benefits

\$44,798.90

Total 2610 Supervision of Operation and Maintenance of Plant Services

\$122,743.94

General Fund (10)

	<u>Elementary</u>	<u>Secondary</u>	<u>Federal</u>	<u>Total</u>
2611 Supervision of Operation and Maintenance of Plant Services – Head of Component				
100 Personnel Services – Salaries				
100 Personnel Services – Salaries				77,945.04
Total Personnel Services – Salaries				\$77,945.04
200 Personnel Services – Employee Benefits				
210 Group Insurance – Contracted Provider				19,878.99
220 Social Security Contributions				5,812.51
230 PSERS Retirement Contributions				19,107.40
Total Personnel Services – Employee Benefits				\$44,798.90
Total 2611 Supervision of Operation and Maintenance of Plant Services – Head of Component				\$122,743.94

General Fund (10)

2620 Operation of Buildings Services

Elementary Secondary Federal Total

100 Personnel Services – Salaries

100 Personnel Services – Salaries 1,010,787.44

Total Personnel Services – Salaries \$1,010,787.44

200 Personnel Services – Employee Benefits

210 Group Insurance – Contracted Provider 352,462.05

220 Social Security Contributions 75,607.92

230 PSERS Retirement Contributions 259,978.52

260 Workers' Compensation 6,353.36

Total Personnel Services – Employee Benefits \$694,401.85

400 Purchased Property Services

410 Cleaning Services 25,948.30

420 Utility Services 506,390.59

430 Repairs and Maintenance Services 225,077.97

460 Extermination Services 5,577.96

Total Purchased Property Services \$762,994.82

500 Other Purchased Services

523 General Property and Liability Insurance 83,115.00

530 Communications 26,919.60

580 Travel 4,311.49

591 Services Purchased Locally 15.11

Total Other Purchased Services \$114,361.20

600 Supplies

610 General Supplies 28,582.29 58,135.83 86,718.12

620 Energy 159,873.65

Total Supplies \$28,582.29 \$58,135.83 \$246,591.77

700 Property

760 Equipment – Replacement 29,343.09

Total Property \$29,343.09

800 Other Objects

810 Dues and Fees 5,421.85

Total Other Objects \$5,421.85

Total 2620 Operation of Buildings Services \$28,582.29 \$58,135.83 \$2,863,902.02

LEA : 114062503 Fleetwood Area SD

Printed 10/26/2016 10:47:42 AM

General Fund (10)

2630 Care and Upkeep of Grounds Services

Elementary

Secondary

Federal

Total

400 Purchased Property Services

410 Cleaning Services

26,738.85

Total Purchased Property Services

\$26,738.85

Total 2630 Care and Upkeep of Grounds Services

\$26,738.85

General Fund (10)

	<u>Elementary</u>	<u>Secondary</u>	<u>Federal</u>	<u>Total</u>
2650 Vehicle Operation and Maintenance Services (Other Than Student Transportation Vehicles)				
400 <u>Purchased Property Services</u>				
430 Repairs and Maintenance Services				20,240.76
Total Purchased Property Services				\$20,240.76
Total 2650 Vehicle Operation and Maintenance Services (Other Than Student Transportation Vehicles)				\$20,240.76

General Fund (10)

2660 Safety and Security Services

Elementary

Secondary

Federal

Total

100 Personnel Services – Salaries

100 Personnel Services – Salaries

89,170.45

Total Personnel Services – Salaries

\$89,170.45

200 Personnel Services – Employee Benefits

210 Group Insurance – Contracted Provider

74,746.96

220 Social Security Contributions

6,111.47

230 PSERS Retirement Contributions

22,674.09

260 Workers' Compensation

480.86

Total Personnel Services – Employee Benefits

\$104,013.38

Total 2660 Safety and Security Services

\$193,183.83

General Fund (10)

	<u>Elementary</u>	<u>Secondary</u>	<u>Federal</u>	<u>Total</u>
2700 Student Transportation Services				
100 Personnel Services – Salaries				
100 Personnel Services – Salaries				46,968.78
Total Personnel Services – Salaries				\$46,968.78
200 Personnel Services – Employee Benefits				
210 Group Insurance – Contracted Provider				14,271.71
220 Social Security Contributions				3,500.74
230 PSERS Retirement Contributions				12,088.39
Total Personnel Services – Employee Benefits				\$29,860.84
300 Purchased Professional and Technical Services				
340 Technical Services				3,300.00
Total Purchased Professional and Technical Services				\$3,300.00
400 Purchased Property Services				
430 Repairs and Maintenance Services				7,414.39
Total Purchased Property Services				\$7,414.39
500 Other Purchased Services				
513 Contracted Carriers				1,681,995.21
516 Student Transportation Services From the IU				54,073.80
Total Other Purchased Services				\$1,736,069.01
Total 2700 Student Transportation Services				\$1,823,613.02

General Fund (10)

2710 Supervision of Student Transportation Services

Elementary

Secondary

Federal

Total

100 Personnel Services – Salaries

100 Personnel Services – Salaries

46,781.73

Total Personnel Services – Salaries

\$46,781.73

200 Personnel Services – Employee Benefits

210 Group Insurance – Contracted Provider

14,271.71

220 Social Security Contributions

3,486.44

230 PSERS Retirement Contributions

12,088.39

Total Personnel Services – Employee Benefits

\$29,846.54

Total 2710 Supervision of Student Transportation Services

\$76,628.27

General Fund (10)

2719 Supervision of Student Transportation Services – All Other Supervision

Elementary

Secondary

Federal

Total

100 Personnel Services – Salaries

100 Personnel Services – Salaries

46,781.73

Total Personnel Services – Salaries

\$46,781.73

200 Personnel Services – Employee Benefits

210 Group Insurance – Contracted Provider

14,271.71

220 Social Security Contributions

3,486.44

230 PSERS Retirement Contributions

12,088.39

Total Personnel Services – Employee Benefits

\$29,846.54

Total 2719 Supervision of Student Transportation Services – All Other Supervision

\$76,628.27

General Fund (10)

	<u>Elementary</u>	<u>Secondary</u>	<u>Federal</u>	<u>Total</u>
2720 Vehicle Operation Services				
100 Personnel Services – Salaries				
100 Personnel Services – Salaries				187.05
Total Personnel Services – Salaries				\$187.05
200 Personnel Services – Employee Benefits				
220 Social Security Contributions				14.30
Total Personnel Services – Employee Benefits				\$14.30
300 Purchased Professional and Technical Services				
340 Technical Services				3,300.00
Total Purchased Professional and Technical Services				\$3,300.00
400 Purchased Property Services				
430 Repairs and Maintenance Services				7,414.39
Total Purchased Property Services				\$7,414.39
500 Other Purchased Services				
513 Contracted Carriers				1,376,584.71
516 Student Transportation Services From the IU				54,073.80
Total Other Purchased Services				\$1,430,658.51
Total 2720 Vehicle Operation Services				\$1,441,574.25

LEA : 114062503 Fleetwood Area SD

Printed 10/26/2016 10:47:42 AM

General Fund (10)

2750 Nonpublic Transportation

Elementary

Secondary

Federal

Total

500 Other Purchased Services

513 Contracted Carriers

305,410.50

Total Other Purchased Services

\$305,410.50

Total 2750 Nonpublic Transportation

\$305,410.50

General Fund (10)

	<u>Elementary</u>	<u>Secondary</u>	<u>Federal</u>	<u>Total</u>
2800 Support Services – Central				
100 Personnel Services – Salaries				
100 Personnel Services – Salaries				151,803.60
Total Personnel Services – Salaries				\$151,803.60
200 Personnel Services – Employee Benefits				
210 Group Insurance – Contracted Provider				67,112.08
220 Social Security Contributions				10,982.88
230 PSERS Retirement Contributions				37,895.48
260 Workers' Compensation				764.49
Total Personnel Services – Employee Benefits				\$116,754.93
Total 2800 Support Services – Central				\$268,558.53

General Fund (10)

2810 Planning, Research, Development and Evaluation Services

Elementary

Secondary

Federal

Total

100 Personnel Services – Salaries

100 Personnel Services – Salaries

151,803.60

Total Personnel Services – Salaries

\$151,803.60

200 Personnel Services – Employee Benefits

210 Group Insurance – Contracted Provider

67,112.08

220 Social Security Contributions

10,982.88

230 PSERS Retirement Contributions

37,895.48

260 Workers' Compensation

764.49

Total Personnel Services – Employee Benefits

\$116,754.93

Total 2810 Planning, Research, Development and Evaluation Services

\$268,558.53

LEA : 114062503 Fleetwood Area SD

Printed 10/26/2016 10:47:42 AM

General Fund (10)

2900 Other Support Services

Elementary

Secondary

Federal

Total

500 Other Purchased Services

595 IU Payments By Withholding

29,556.62

Total Other Purchased Services

\$29,556.62

Total 2900 Other Support Services

\$29,556.62

General Fund (10)

2910 Support Services Not Listed Elsewhere In the 2000 Series

Elementary

Secondary

Federal

Total

500 Other Purchased Services

595 IU Payments By Withholding

29,556.62

Total Other Purchased Services

\$29,556.62

Total 2910 Support Services Not Listed Elsewhere In the 2000 Series

\$29,556.62

General Fund (10)

3000 Operation of Non-Instructional Services

Total

100 Personnel Services – Salaries

100 Personnel Services – Salaries 333,842.94

Total Personnel Services – Salaries \$333,842.94

200 Personnel Services – Employee Benefits

210 Group Insurance – Contracted Provider 7,023.01

220 Social Security Contributions 25,446.98

230 PSERS Retirement Contributions 85,540.25

260 Workers’ Compensation 1,700.70

Total Personnel Services – Employee Benefits \$119,710.94

300 Purchased Professional and Technical Services

330 Other Professional Services 90,329.30

Total Purchased Professional and Technical Services \$90,329.30

400 Purchased Property Services

430 Repairs and Maintenance Services 4,189.94

Total Purchased Property Services \$4,189.94

500 Other Purchased Services

510 Student Transportation Services 43,527.18

520 Insurance – General 7,000.00

550 Printing and Binding 58.95

580 Travel 275.00

591 Services Purchased Locally 16,374.15

Total Other Purchased Services \$67,235.28

600 Supplies

610 General Supplies 27,169.31

630 Food 225.90

640 Books and Periodicals 176.88

Total Supplies \$27,572.09

800 Other Objects

810 Dues and Fees 10,769.00

860 Grants To Municipal and Community Service Organizations 1,000.00

Total Other Objects \$11,769.00

Total 3000 Operation of Non-Instructional Services \$654,649.49

General Fund (10)

3200 Student Activities

Elementary Secondary Federal Total

100	<u>Personnel Services – Salaries</u>			
	100 Personnel Services – Salaries			333,842.94
Total Personnel Services – Salaries				\$333,842.94
200	<u>Personnel Services – Employee Benefits</u>			
	210 Group Insurance – Contracted Provider			7,023.01
	220 Social Security Contributions			25,446.98
	230 PSERS Retirement Contributions			85,540.25
	260 Workers' Compensation			1,700.70
Total Personnel Services – Employee Benefits				\$119,710.94
300	<u>Purchased Professional and Technical Services</u>			
	330 Other Professional Services			82,520.24
Total Purchased Professional and Technical Services				\$82,520.24
400	<u>Purchased Property Services</u>			
	430 Repairs and Maintenance Services			4,189.94
Total Purchased Property Services				\$4,189.94
500	<u>Other Purchased Services</u>			
	510 Student Transportation Services			43,527.18
	520 Insurance – General			7,000.00
	550 Printing and Binding			58.95
	580 Travel			275.00
	591 Services Purchased Locally			16,374.15
Total Other Purchased Services				\$67,235.28
600	<u>Supplies</u>			
	610 General Supplies			27,169.31
	630 Food			225.90
	640 Books and Periodicals			176.88
Total Supplies				\$27,572.09
800	<u>Other Objects</u>			
	810 Dues and Fees			10,769.00
Total Other Objects				\$10,769.00
Total 3200 Student Activities				\$645,840.43

General Fund (10)

3300 Community Services

Elementary

Secondary

Federal

Total

300 Purchased Professional and Technical Services

330 Other Professional Services

7,809.06

Total Purchased Professional and Technical Services

\$7,809.06

800 Other Objects

860 Grants To Municipal and Community Service Organizations

1,000.00

Total Other Objects

\$1,000.00

Total 3300 Community Services

\$8,809.06

General Fund (10)

5000 Other Expenditures and Financing Uses

Total

800 Other Objects

880 Refunds of Prior Years' Receipts

69.81

Total Other Objects

\$69.81

900 Other Uses of Funds

930 Fund Transfers

5,590,945.65

932 Capital Reserve Fund Transfers Applicable To Fund 32

234,353.00

Total Other Uses of Funds

\$5,825,298.65

Total 5000 Other Expenditures and Financing Uses

\$5,825,368.46

LEA : 114062503 Fleetwood Area SD

Printed 10/26/2016 10:47:51 AM

General Fund (10)

5100 Debt Service / Other Expenditures and Financing Uses	<u>Elementary</u>	<u>Secondary</u>	<u>Federal</u>	<u>Total</u>
800 <u>Other Objects</u>				
880 Refunds of Prior Years' Receipts				69.81
Total Other Objects				\$69.81
Total 5100 Debt Service / Other Expenditures and Financing Uses				\$69.81

LEA : 114062503 Fleetwood Area SD

Printed 10/26/2016 10:47:51 AM

General Fund (10)

5130 Refund of Prior Year Revenues / Receipts

Elementary

Secondary

Federal

Total

800 Other Objects

880 Refunds of Prior Years' Receipts

69.81

Total Other Objects

\$69.81

Total 5130 Refund of Prior Year Revenues / Receipts

\$69.81

LEA : 114062503 Fleetwood Area SD

Printed 10/26/2016 10:47:51 AM

General Fund (10)

5200 Interfund Transfers – Out

Elementary

Secondary

Federal

Total

900 Other Uses of Funds

930 Fund Transfers

5,590,945.65

932 Capital Reserve Fund Transfers Applicable To Fund 32

234,353.00

Total Other Uses of Funds

\$5,825,298.65

Total 5200 Interfund Transfers – Out

\$5,825,298.65

LEA : 114062503 Fleetwood Area SD

Printed 10/26/2016 10:47:51 AM

General Fund (10)

5230 Capital Projects Fund Transfers

Elementary

Secondary

Federal

Total

900 Other Uses of Funds

932 Capital Reserve Fund Transfers Applicable To Fund 32

234,353.00

Total Other Uses of Funds

\$234,353.00

Total 5230 Capital Projects Fund Transfers

\$234,353.00

LEA : 114062503 Fleetwood Area SD

Printed 10/26/2016 10:47:51 AM

General Fund (10)

5240 Debt Service Fund Transfers

Elementary

Secondary

Federal

Total

900 Other Uses of Funds

930 Fund Transfers

5,590,366.00

Total Other Uses of Funds

\$5,590,366.00

Total 5240 Debt Service Fund Transfers

\$5,590,366.00

LEA : 114062503 Fleetwood Area SD

Printed 10/26/2016 10:47:51 AM

General Fund (10)

	<u>Elementary</u>	<u>Secondary</u>	<u>Federal</u>	<u>Total</u>
5250 Enterprise Fund Transfers				
900 <u>Other Uses of Funds</u>				
930 Fund Transfers				579.65
Total Other Uses of Funds				\$579.65
Total 5250 Enterprise Fund Transfers				\$579.65

LEA : 114062503 Fleetwood Area SD

Printed 10/26/2016 10:47:48 AM

Capital Reserve Fund - § 1431 (32)

4000 Facilities Acquisition, Construction and Improvement Services

Total

400 Purchased Property Services

450 Construction Services

406,899.00

Total Purchased Property Services

\$406,899.00

Total 4000 Facilities Acquisition, Construction and Improvement Services

\$406,899.00

LEA : 114062503 Fleetwood Area SD

Printed 10/26/2016 10:47:48 AM

Capital Reserve Fund - § 1431 (32)

4600 Existing Building Improvement Services

Elementary

Secondary

Federal

Total

400 Purchased Property Services

450 Construction Services

406,899.00

Total Purchased Property Services

\$406,899.00

Total 4600 Existing Building Improvement Services

\$406,899.00

Other Capital Projects Fund (39)

4000 Facilities Acquisition, Construction and Improvement Services

Total

300 Purchased Professional and Technical Services

330 Other Professional Services

45,896.88

Total Purchased Professional and Technical Services

\$45,896.88

400 Purchased Property Services

450 Construction Services

1,751,118.76

Total Purchased Property Services

\$1,751,118.76

Total 4000 Facilities Acquisition, Construction and Improvement Services

\$1,797,015.64

Other Capital Projects Fund (39)

4400 Architecture and Engineering Services / Educational Specifications – Improvements

Elementary

Secondary

Federal

Total

300 Purchased Professional and Technical Services

330 Other Professional Services

40,909.18

Total Purchased Professional and Technical Services

\$40,909.18

Total 4400 Architecture and Engineering Services / Educational Specifications – Improvements

\$40,909.18

Other Capital Projects Fund (39)

4600 Existing Building Improvement Services

Elementary

Secondary

Federal

Total

300 Purchased Professional and Technical Services

330 Other Professional Services

4,987.70

Total Purchased Professional and Technical Services

\$4,987.70

400 Purchased Property Services

450 Construction Services

1,751,118.76

Total Purchased Property Services

\$1,751,118.76

Total 4600 Existing Building Improvement Services

\$1,756,106.46

Debt Service Fund (40)

5000 Other Expenditures and Financing Uses

Total

800 Other Objects

830 Interest 987,065.00

Total Other Objects \$987,065.00

900 Other Uses of Funds

910 Redemption of Principal 4,605,000.00

Total Other Uses of Funds \$4,605,000.00

Total 5000 Other Expenditures and Financing Uses \$5,592,065.00

LEA : 114062503 Fleetwood Area SD

Printed 10/26/2016 10:47:51 AM

Debt Service Fund (40)

5100 Debt Service / Other Expenditures and Financing Uses	<u>Elementary</u>	<u>Secondary</u>	<u>Federal</u>	<u>Total</u>
800 <u>Other Objects</u>				
830 Interest				987,065.00
Total Other Objects				\$987,065.00
900 <u>Other Uses of Funds</u>				
910 Redemption of Principal				4,605,000.00
Total Other Uses of Funds				\$4,605,000.00
Total 5100 Debt Service / Other Expenditures and Financing Uses				\$5,592,065.00

LEA : 114062503 Fleetwood Area SD

Printed 10/26/2016 10:47:51 AM

Debt Service Fund (40)

	<u>Elementary</u>	<u>Secondary</u>	<u>Federal</u>	<u>Total</u>
5110 Debt Service				
800 Other Objects				
830 Interest				987,065.00
Total Other Objects				\$987,065.00
900 Other Uses of Funds				
910 Redemption of Principal				4,605,000.00
Total Other Uses of Funds				\$4,605,000.00
Total 5110 Debt Service				\$5,592,065.00

	<u>General Fund(10)</u>	<u>Public Purpose Trust(27)</u>	<u>Other Compt Approved (28)</u>	<u>Athletic / Activity(29)</u>	<u>Capital Reserve (690, 1850)(31)</u>
1000 Instruction					
1100 Regular Programs - Elementary / Secondary	16,981,881.85				
1200 Special Programs - Elementary / Secondary	5,782,149.66				
1300 Vocational Education	1,636,966.45				
1400 Other Instructional Programs - Elementary / Secondary	38,661.79				
1500 Nonpublic School Programs	3,541.81				
Total Instruction	\$24,443,201.56				
2000 Support Services					
2100 Support Services - Students	1,186,587.73				
2200 Support Services - Instructional Staff	1,493,490.43				
2300 Support Services - Administration	2,455,446.65				
2400 Support Services - Pupil Health	531,912.11				
2500 Support Services - Business	453,949.31				
2600 Operation and Maintenance of Plant Services	3,226,809.40				
2700 Student Transportation Services	1,823,613.02				
2800 Support Services - Central	268,558.53				
2900 Other Support Services	29,556.62				
Total Support Services	\$11,469,923.80				
3000 Operation of Non-Instructional Services					
3200 Student Activities	645,840.43				
3300 Community Services	8,809.06				
Total Operation of Non-Instructional Services	\$654,649.49				
4000 Facilities Acquisition, Construction and Improvement Services					
4400 Architecture and Engineering Services / Educational Specifications - Improvements					
4600 Existing Building Improvement Services					
Total Facilities Acquisition, Construction and Improvement Services					
5000 Other Expenditures and Financing Uses					
5100 Debt Service / Other Expenditures and Financing Uses	69.81				
5200 Interfund Transfers - Out	5,825,298.65				
Total Other Expenditures and Financing Uses	\$5,825,368.46				
TOTAL ACTUAL EXPENDITURES & OTHER FINANCING USES	\$42,393,143.31				

LEA : 114062503 Fleetwood Area SD

Printed 10/26/2016 10:47:53 AM

	<u>Capital Reserve (1431)(32)</u>	<u>Other Capital Projects Fund(39)</u>	<u>Debt Service(40)</u>	<u>Permanent(90)</u>	<u>Total</u>
1000 Instruction					
1100 Regular Programs - Elementary / Secondary					16,981,881.85
1200 Special Programs - Elementary / Secondary					5,782,149.66
1300 Vocational Education					1,636,966.45
1400 Other Instructional Programs - Elementary / Secondary					38,661.79
1500 Nonpublic School Programs					3,541.81
Total Instruction					\$24,443,201.56
2000 Support Services					
2100 Support Services - Students					1,186,587.73
2200 Support Services - Instructional Staff					1,493,490.43
2300 Support Services - Administration					2,455,446.65
2400 Support Services - Pupil Health					531,912.11
2500 Support Services - Business					453,949.31
2600 Operation and Maintenance of Plant Services					3,226,809.40
2700 Student Transportation Services					1,823,613.02
2800 Support Services - Central					268,558.53
2900 Other Support Services					29,556.62
Total Support Services					\$11,469,923.80
3000 Operation of Non-Instructional Services					
3200 Student Activities					645,840.43
3300 Community Services					8,809.06
Total Operation of Non-Instructional Services					\$654,649.49
4000 Facilities Acquisition, Construction and Improvement Services					
4400 Architecture and Engineering Services / Educational Specifications - Improvements		40,909.18			40,909.18
4600 Existing Building Improvement Services	406,899.00	1,756,106.46			2,163,005.46
Total Facilities Acquisition, Construction and Improvement Services	\$406,899.00	\$1,797,015.64			\$2,203,914.64
5000 Other Expenditures and Financing Uses					
5100 Debt Service / Other Expenditures and Financing Uses			5,592,065.00		5,592,134.81
5200 Interfund Transfers - Out					5,825,298.65
Total Other Expenditures and Financing Uses			\$5,592,065.00		\$11,417,433.46
TOTAL ACTUAL EXPENDITURES & OTHER FINANCING USES	\$406,899.00	\$1,797,015.64	\$5,592,065.00		\$50,189,122.95

LEA : 114062503 Fleetwood Area SD

Printed 10/26/2016 10:48:01 AM

PSERS Salary Data (Salary Data should relate to the General Fund only)

Amount Description	Amount
Total Salary Base for salaries subject to PSERS withholding	18,582,054.45
Total Federally Funded salaries subject to PSERS withholding	761,609.90
	<hr/>

Title I Expenditure Data

Amount Description	Amount
Expenditures Funded with Current Title I Funds	279,258.00
Expenditures Funded with Carry over Title I Funds	
	<hr/>
Total Title I Expenditure Data	\$279,258.00
	<hr/>

Title I ARRA Amount

Amount Description	Amount
Portion of Total Title I Expenditures funded with ARRA Title I	
	<hr/>

Benefits for Staff Relative to Collective Bargaining Agreements

	OBJECT	COVERED	NOT COVERED	TOTAL
10 General Fund	No Self Insurance data to report			
	211 Medical Insurance	3,605,715.64	264,143.00	3,869,858.64
	212 Dental Insurance	73,989.71	13,187.00	87,176.71
	215 Eye Care Insurance		3,034.35	3,034.35
	216 Prescription Insurance			
	271 Self-Insurance Medical Benefits			
	272 Self-Insurance Dental Benefits			
	275 Self-Insurance Eye Care Benefits			
	276 Self-Insurance Prescription Benefits			
	FUND TOTAL		\$3,679,705.35	\$280,364.35
50 Enterprise Fund	No Self Insurance data to report			
	211 Medical Insurance	94,589.30	18,905.00	113,494.30
	212 Dental Insurance	2,471.31	929.00	3,400.31
	215 Eye Care Insurance		231.00	231.00
	216 Prescription Insurance			
	271 Self-Insurance Medical Benefits			
	272 Self-Insurance Dental Benefits			
	275 Self-Insurance Eye Care Benefits			
	276 Self-Insurance Prescription Benefits			
	FUND TOTAL		\$97,060.61	\$20,065.00
60 Internal Service Fund	No Self Insurance data to report			
	211 Medical Insurance			
	212 Dental Insurance			
	215 Eye Care Insurance			
	216 Prescription Insurance			
	271 Self-Insurance Medical Benefits			
	272 Self-Insurance Dental Benefits			
	275 Self-Insurance Eye Care Benefits			
	276 Self-Insurance Prescription Benefits			
	FUND TOTAL			
Total of All Funds		\$3,776,765.96	\$300,429.35	\$4,077,195.31

LEA : 114062503 Fleetwood Area SD

Printed 10/26/2016 10:48:02 AM

Function	Special Education (Prior Year)	Nonspecial Education (Prior Year)	Total (Prior Year)	Special Education (Current Year)	Nonspecial Education (Current Year)	Total (Current Year)
2120 Guidance Services					916,885.82	916,885.82
2140 Psychological Services	207,336.53		207,336.53	219,430.04		219,430.04
2150 Speech Pathology and Audiology Services						
2160 Social Work Services						
2260 Instruction and Curriculum Development Services	215,394.06		215,394.06	226,568.71		226,568.71
2350 Legal and Accounting Services	25,007.47	37,511.25	62,518.72	41,031.67	28,495.00	69,526.67
2420 Medical Services					299.00	299.00
2440 Nursing Services					531,083.11	531,083.11
2700 Student Transportation Services	426,448.77	1,380,677.99	1,807,126.76	465,531.55	1,356,663.12	1,822,194.67
Total	\$874,186.83	\$1,418,189.24	\$2,292,376.07	\$952,561.97	\$2,833,426.05	\$3,785,988.02

(PRINCIPAL AMOUNTS ONLY)

ALL GOVERNMENTAL FUND TYPES

	Short-Term Borrowing	General Obligation Bonds/Notes	Authority Building Obligations	Other Long-Term Debt	Other Post-Employment Benefits (OPEB)	Compensated Absences	Net Pension Liability	Total
1. Debt at Beginning of Fiscal Year		34,435,000.00			896,603.00	531,720.00	57,076,000.00	92,939,323.00
2. Additional Debt Incurred During Year					173,645.00	210,916.00	5,341,000.00	5,725,561.00
3. Retirements and Repayments		4,605,000.00				195,351.00		4,800,351.00
4. Debt at End of Fiscal Year		29,830,000.00			1,070,248.00	547,285.00	62,417,000.00	93,864,533.00
5. Accreted Interest at End Of Fiscal Year								
6. Total Debt and Accreted Interest		29,830,000.00			1,070,248.00	547,285.00	62,417,000.00	93,864,533.00
7. Current Portion P&I - Due within 1 year		5,508,030.00				50,953.00		5,558,983.00
8. Interest Paid during current fiscal year		987,065.55						987,065.55

(PRINCIPAL AMOUNTS ONLY)

ALL PROPRIETARY FUND TYPES

	Short-Term Borrowing	General Obligation Bonds/Notes	Authority Building Obligations	Other Long-Term Debt	Other Post-Employment Benefits (OPEB)	Compensated Absences	Net Pension Liability	Total
1. Debt at Beginning of Fiscal Year						30,210.00		30,210.00
2. Additional Debt Incurred During Year								
3. Retirements and Repayments						2,080.00		2,080.00
4. Debt at End of Fiscal Year						28,130.00		28,130.00
5. Accreted Interest at End Of Fiscal Year								
6. Total Debt and Accreted Interest						28,130.00		28,130.00
7. Current Portion P&I - Due within 1 year						28,130.00		28,130.00
8. Interest Paid during current fiscal year								

Total Principal and Interest Payments Made by Your School - All Funds

Function	Fund		Principal (910)	Principal (920)	Interest (830)	Total (Principal +Interest)	Misc Other Uses (990)
5110	10	General Fund					
5110	20	Special Revenue Funds					
5110	30	Capital Projects Funds					
5110	40	Debt Service Fund	4,605,000.00		987,065.00	5,592,065.00	
5110	90	Permanent Fund					
5120	10	General Fund					
5120	20	Special Revenue Funds					
5120	30	Capital Projects Funds					
5120	40	Debt Service Fund					

Total Debt Payments - Governmental Funds			\$4,605,000.00		\$987,065.00	\$5,592,065.00	
---	--	--	-----------------------	--	---------------------	-----------------------	--

Function	Fund		Principal (910)	Principal (920)	Interest (830)	Total (Principal +Interest)
5110	50	Enterprise Fund				
5110	60	Internal Service Fund				
5120	50	Enterprise Fund				
5120	60	Internal Service Fund				

Total Debt Payments - Proprietary Funds						
--	--	--	--	--	--	--

Bond Details
Governmental Funds

Debt Category	Debt Issue Date (MM/YYYY)	Principal Amounts Only				Current Portion Due Within One Year (Principal and Interest)	Interest Paid During Fiscal Year
		Debt at Beginning of Fiscal Year	Additions	Reductions / Repayments	Debt at End of Fiscal Year		
General Obligation Bonds/Notes – CIB	02/2009	1,980,000.00		640,000.00	1,340,000.00	701,900.00	61,100.00
General Obligation Bonds/Notes – CIB	10/2013	9,760,000.00		220,000.00	9,540,000.00	443,830.00	221,030.00
General Obligation Bonds/Notes – CIB	03/2014	4,205,000.00		715,000.00	3,490,000.00	1,655,325.00	74,625.00
General Obligation Bonds/Notes – CIB	06/2015	16,440,000.00		980,000.00	15,460,000.00	2,706,975.00	570,060.55
General Obligation Bonds/Notes – CIB	02/2011	2,050,000.00		2,050,000.00			60,250.00
Compensated Absences		531,720.00	210,916.00	195,351.00	547,285.00	50,953.00	
Other Post-Employment Benefits (OPEB)		896,603.00	173,645.00		1,070,248.00		
Net Pension Liability		57,076,000.00	5,341,000.00		62,417,000.00		
Totals for Debt Entered:		\$92,939,323.00	\$5,725,561.00	\$4,800,351.00	\$93,864,533.00	\$5,558,983.00	\$987,065.55

Bond Details
Proprietary Funds

Debt Category	Debt Issue Date (MM/YYYY)	Principal Amounts Only				Current Portion Due Within One Year (Principal and Interest)	Interest Paid During Fiscal Year
		Debt at Beginning of Fiscal Year	Additions	Reductions / Repayments	Debt at End of Fiscal Year		
Compensated Absences		30,210.00		2,080.00	28,130.00	28,130.00	
Totals for Debt Entered:		\$30,210.00		\$2,080.00	\$28,130.00	\$28,130.00	

General Fund (10)

Section 1: Tuition/Purchased Services as Reported within Expenditure Detail

	Amount
Tuition Reported in General Fund Expenditures 1000-560	2,247,190.37
Purchased Services in General Fund Expenditures 1000-594 and 1000-597	11,912.36
Section 1 Total	\$2,259,102.73

Section 2: Tuition Paid to Institution Types During Fiscal Year

	Tuition Paid For Nonspecial Education	Tuition Paid For Special Education	Total
1 1306 Institutions			
2 Institutionalized Children's Programs		14,492.36	14,492.36
3 Juveniles Incarcerated in Adult Facilities			
4 Residential Treatment Facilities	11,141.84	53,367.45	64,509.29
5 Other Local Education Agencies	16,990.25	6,785.00	23,775.25
6 Brick and Mortar Charter Schools	11,495.28		11,495.28
7 Cyber Charter Schools	293,424.87	103,774.87	397,199.74
8 Career and Technology Centers	936,978.28	42,752.64	979,730.92
9 Approved Private Schools	8,164.67	650,000.83	658,165.50
10 PA Chartered Schools for the Deaf and Blind			
11 Private Residential Rehabilitative Institutions			
12 Juvenile Detention Centers		12,413.37	12,413.37
13 Special Program Jointures			
14 Other Tuition Not Included Elsewhere In This Section	33,890.95	63,430.07	97,321.02
Section 2 Total	\$1,312,086.14	\$947,016.59	\$2,259,102.73

Food Service / Cafeteria Operations Fund (51)

3000 Operation of Non-Instructional Services

Total

100 Personnel Services – Salaries

100 Personnel Services – Salaries 370,723.41

Total Personnel Services – Salaries \$370,723.41

200 Personnel Services – Employee Benefits

210 Group Insurance – Contracted Provider 117,812.80

220 Social Security Contributions 27,516.31

230 PSERS Retirement Contributions 143,170.40

260 Workers’ Compensation 2,188.45

280 Other Post-Employment Benefits (OPEB) 353.00

Total Personnel Services – Employee Benefits \$291,040.96

400 Purchased Property Services

430 Repairs and Maintenance Services 21,622.81

Total Purchased Property Services \$21,622.81

500 Other Purchased Services

580 Travel 549.05

591 Services Purchased Locally 1,602.27

Total Other Purchased Services \$2,151.32

600 Supplies

610 General Supplies 30,804.90

630 Food 444,594.18

Total Supplies \$475,399.08

700 Property

740 Depreciation 4,686.00

760 Equipment – Replacement 7,647.00

Total Property \$12,333.00

800 Other Objects

810 Dues and Fees 157.00

Total Other Objects \$157.00

Total 3000 Operation of Non-Instructional Services \$1,173,427.58

Food Service / Cafeteria Operations Fund (51)

	<u>Elementary</u>	<u>Secondary</u>	<u>Federal</u>	<u>Total</u>
3100 Food Services				
100 Personnel Services – Salaries				
100 Personnel Services – Salaries				370,723.41
Total Personnel Services – Salaries				\$370,723.41
200 Personnel Services – Employee Benefits				
210 Group Insurance – Contracted Provider				117,812.80
220 Social Security Contributions				27,516.31
230 PSERS Retirement Contributions				143,170.40
260 Workers' Compensation				2,188.45
280 Other Post-Employment Benefits (OPEB)				353.00
Total Personnel Services – Employee Benefits				\$291,040.96
400 Purchased Property Services				
430 Repairs and Maintenance Services				21,622.81
Total Purchased Property Services				\$21,622.81
500 Other Purchased Services				
580 Travel				549.05
591 Services Purchased Locally				1,602.27
Total Other Purchased Services				\$2,151.32
600 Supplies				
610 General Supplies				30,804.90
630 Food				444,594.18
Total Supplies				\$475,399.08
700 Property				
740 Depreciation				4,686.00
760 Equipment – Replacement				7,647.00
Total Property				\$12,333.00
800 Other Objects				
810 Dues and Fees				157.00
Total Other Objects				\$157.00
Total 3100 Food Services				\$1,173,427.58

	<u>Food Service(51)</u>	<u>Child Care Operations(52)</u>	<u>Other Enterprise(58)</u>	<u>Internal Service(60)</u>	<u>Total</u>
3000 <u>Operation of Non-Instructional Services</u>					
3100 Food Services	1,173,427.58				1,173,427.58
Total Operation of Non-Instructional Services	\$1,173,427.58				\$1,173,427.58
TOTAL ACTUAL EXPENDITURES & OTHER FINANCING USES	\$1,173,427.58				\$1,173,427.58